

Type 3500 High Pressure Regulator

Accurate and reliable first cut pressure regulator


The Type 3500 provides a low cost, dependable regulator to reduce inlet pressures from as high as 6000 psig (413 BAR) down to working pressures ranging between 0 and 225 psig (15.5 BAR). This first cut regulator is available in three separate spring ranges. These versatile devices can be used as pilot supply or pressure loading regulators where a high-pressure operating valve must be controlled by a gas regulator pilot. The Type 3500 is designed for use with noncorrosive gases.

FEATURES

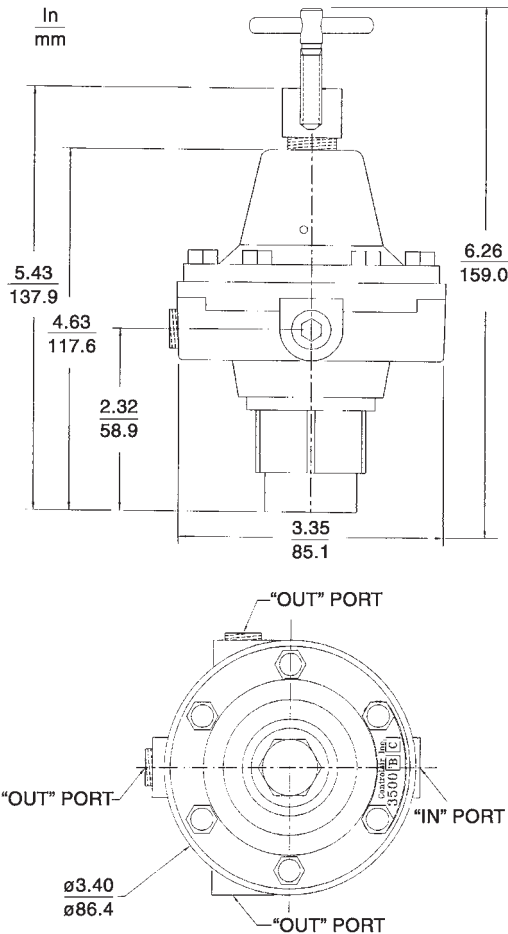
- **Choice of Three Output Pressures**
0-125 psig (0-8.6 BAR), 0-150 psig (0-10.3 BAR), and 0-225 psig (0-15.5 BAR)
- **Choice of Three Output Ports**
Provides plumbing flexibility for easy hookup
- **Socket Head or Tee Handle Adjustment**
- **Replaceable Nylon Valve Seat**
Multi-seat rotating valve block provides up to 4 replacement sealing surfaces
- **High Maximum Inlet Pressure**
Up to 6000 psig (413 BAR) inlet pressure
- **Economical Cost**
Why pay more?

Materials of Construction

Body, Bonnet, Bottom Plug, Cover	Brass
Diaphragm	302 Stainless Steel
Seals	Nitrile, TFE
Seat	Nylon
Supply Nozzle	316 Stainless Steel
Range Spring	17-4 Stainless Steel
Filter	40 Micron Screen



Type 3500 Dimensions



Type 3500 Specifications

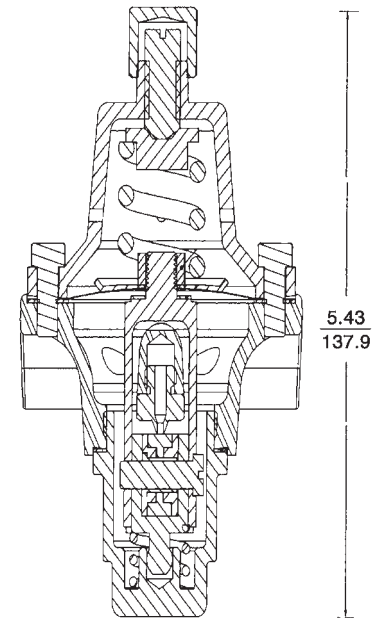
Inlet Port	1/4" NPT
Outlet Ports (3)	1/4" NPT
Output Ranges	0-125 psig (0-8.6 BAR), 0-150 psig (0-10.3 BAR), and 0-225 psig (0-15.5 BAR)
Supply Pressure	6000 psig (413 BAR) Maximum
Temperature Range	-70° to 225° F (-57° to 107° C)
Weight	3.25 lb (1.5 kg)

Ordering Information

Model Number	Adjustment	Output Range	
		psig	(BAR)
3500-BC	Socket	0-125	(0-8.6)
3500-CC	Tee Handle	0-125	(0-8.6)
3500-BD	Socket	0-150	(0-10.3)
3500-CD	Tee Handle	0-150	(0-10.3)
3500-BE	Socket	0-225	(0-15.5)
3500-CE	Tee Handle	0-225	(0-15.5)

Flow Capacities of Air (SCFH)

Spring Range	Outlet Pressure Setting		Inlet Pressure, psig (BAR)						
	psig	BAR	100 (6.8)	250 (17)	500 (34)	750 (51)	1000 (69)	1500 (103)	2000 (137)
0-125	25	1.71	290	480	650	750	770	800	820
	50	3.42	400	800	1000	1200	1300	1400	1500
	75	5.14	400	900	1400	1600	1700	1800	1900
0-150	75	5.14	350	800	1300	1500	1600	1700	1800
	150	10.3	-	1000	1800	2300	2600	2800	3000
0-225	150	10.3	-	900	1700	2200	2250	2750	3000
	225	15.4	-	800	2100	2900	3500	4000	4500



Warranty

ControlAir, Inc. products are warranted to be free from defects in materials and workmanship for a period of eighteen months from the date of sale, provided said products are used according to ControlAir, Inc. recommended usages. ControlAir, Inc.'s liability is limited to the repair, purchase price refund, or replacement in kind, at ControlAir, Inc.'s sole option, of any products proved defective. ControlAir, Inc. reserves the right to discontinue manufacture of any products or change products materials, designs or specifications without notice. Note: ControlAir does not assume responsibility for the selection, use, or maintenance of any product. Responsibility for the proper selection, use, and maintenance of any ControlAir product remains solely with the purchaser and end user.



8 Columbia Drive / Amherst, NH 03031 USA
 Website: www.controlair.com
 Email: sales@controlair.com
 603-886-9400 FAX 603-889-1844

