

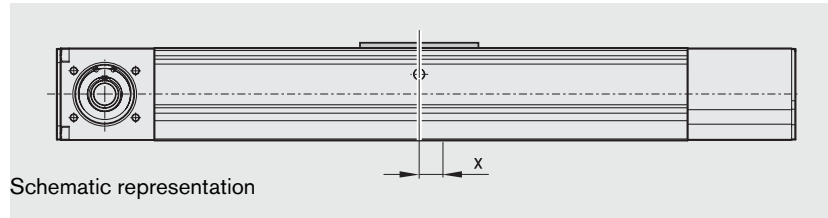
Maintenance

## Lubrication

### Lube nipple in frame

On each side of the frame of the Compact Modules there are holes through which the lube nipples in the carriage can be accessed. Lubrication from one side only is sufficient. The lube nipples are not always located centrally in the carriage. Move the carriage as specified in the table.

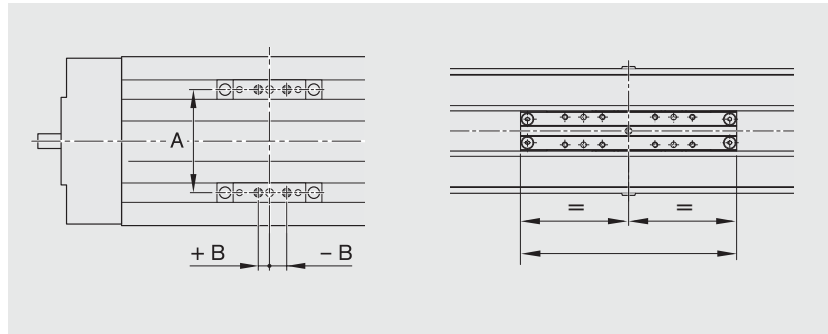
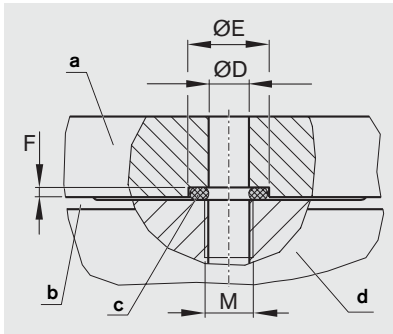
Carriage	x (mm)		Lube nipples DIN 3405-D3
	CKK	CKR	
short	12.5	0	
long	0	0	



### Lube ports for carriage attachments

The lube ports are sealed with a set screw in the factory before shipment.

To use, install according to the specified connection dimensions and use O-rings to seal the interface.

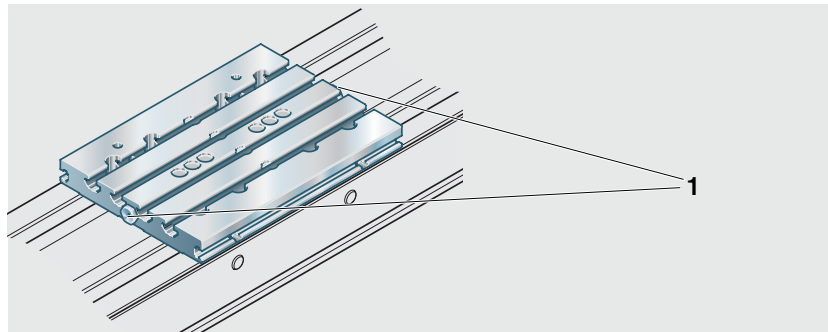


- a) Customer-built attachment
- b) Carriage
- c) O-ring
- d) Frame

Compact Module	Carriage	Dimensions (mm)					O-ring for DIN3771		
		A	B	ØD	ØE	F	M	Part number	
CKR	-	0	0	+0.2 2.5	+0.2 5.0	-0.1 0.6	M 3	3 x 1.0	R3411 001 01
CKK	short	40	5						
CKK	long	40	0						

### Lube nipples in connection plates for CKK/CKR

Each connection plate has two funnel type lube nipples (1) according to DIN 3405-D4 located on its end faces. Lubrication through only one of the two lube nipples is sufficient.



### Short stroke for CKK/CKR

For short-stroke applications (stroke < 40 mm), please consult with us about lubrication.