



IndraControl L
IndraControl L45



IndraControl L

IndraControl L45

Documentation



Benefits:

- Scalable hardware platform
- Interfaces on board
- Optional expansion through function and technology modules
- Ideal for centralized and distributed
- Individually expandable with high-grade Human-Machine Interface (HMI) components
- Modular I/O units

Technical data

		L45.1
Processor		
CPU		AMD-Geode LX800, 500MHz
Real-time Clock		Integrated
Memory		
Application		256 MB
Retentive memory		256 kB
Buffered		8 MB
Flash size		1 GB
Display		
Type		LCD 1-line
Operation		
Type		4 operator keys
Interfaces		
Ethernet		1 x Ethernet TCP/IP (Standard)
Ready		1 x ready contact (Standard)
Others		2 x Ethernet TCP/IP (Option)
Diagnostic		
Type		powerfail watchdog Temperature control
I/O		
Digital inputs		8 DC-decoupled inputs (with interrupt capability)
Digital outputs		8 DC-decoupled outputs
Channels, used	Max.	256
Function Modules	Max.	4
		63
		64
Fieldbus		

IndraControl L

IndraControl L45

SERCOS III	1 x SERCOS III (Option)	
PROFINET	1 x PROFINET IO-Controller/-Device (Option)	
EtherNet/IP	1 x ETHERNET/IP-Scanner/-Adapter (Option)	
PROFIBUS	1 x PROFIBUS-Master/-Slave (Standard)	
Electrical data		
Voltage supply	U	24 VDC
Min.	U_{\min}	19 V DC
Max.	U_{\max}	30 V DC
Residual ripple	[±%]	5
Logic supply U_L	[V DC]	7.5
	Max. [mA]	2
Logic, segment supply U_{LS}	[V DC]	24
	Tolerances	-25% ... +30%
	Max. [A]	max. 3 A
Analog supply U_{ANA}	[V DC]	24
	Max. [A]	0.5
Segment supply voltage U_S	[V DC]	24
	Tolerances	-15% ... +20 %
	Max. [A]	max. 8 A ($U_M + U_S$)
Main supply voltage U_M	[V DC]	24
	Tolerances	-15% ... +20 %
	Max. [A]	max. 8 A ($U_M + U_S$)
Input Power	[W]	10
Protection		
Category Total	IP20	
Forces		
Vibration Resistance	[g]	1
Shock Resistance	[g]	15
Standards		
Certification	CE/UL/CSA	
Weight		
Weight	1.5 kg	
Ambient conditions		
Ambient temp. operation	Min. [°C]	5
	Max. [°C]	55
Ambient temp. storage	Min. [°C]	-25
	Max. [°C]	70
Relative humidity operation	Min. [%]	5
	Max. [%]	95
Relative humidity storage	Min. [%]	5
	Max. [%]	95

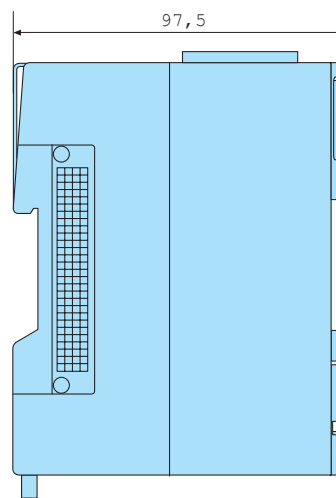
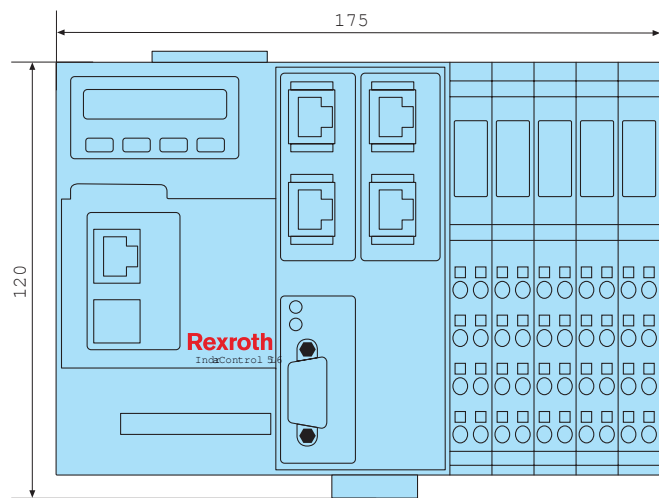
IndraControl L

IndraControl L45

Atmospheric pressure (operation)	Min. [kPa]	73
	Max. [kPa]	106
	EN 60034-1	(up to 2,700 above MSL)
Atmospheric pressure (transport/storage)	Min. [kPa]	70
	Max. [kPa]	106
	EN 60034-1	(up to 3,000 above MSL)

Dimensions

		L45.1	
Dimensions			
Height H	[mm]	120	
Width B	[mm]	176	
Depth T	[mm]	108	



Type code

Type code	Description	Part No.:
CML45.1-3P-504-NA-NNNN-NW	IndraControl L45	R911170827
CML45.1-3P-500-NA-NNNN-NW	IndraControl L45	R911170828
CML45.1-NP-500-NA-NNNN-NW		R911170938

Accessories

Accessories

IndraControl L

IndraControl L45

Type code	Description	Part No.:
CAL01.1-F2	Fan	R911171153
R-IB IL CML S01-PLSET	Connector set for IndraControl L10, L20, L40, L45, L65	R911299856
R-IB IL CML S04-PLSET		R911172193
R-IB IL FIELD 2	Labelling field, narrow	R911289341
R-IB IL FIELD 8	Labelling field, wide	R911289342

Accessories**Auxiliary components**

Description	
IndraControl L	Fast I/O
IndraControl L	Master axis encoder
IndraControl L	Programmable limit switch
IndraControl L	Cross-Communication
IndraControl L	SERCOS III

System

Description	Page	Details
CNC	Controller based	IndraMotion MTX compact
Motion-Logic System	Controller based	IndraMotion MLC
PLC	IndraLogic XLC	

Bosch Rexroth AG

Electric Drives and Controls

P.O. Box 13 57

97803 Lohr, Germany

Bgm.-Dr.-Nebel-Str. 2

97816 Lohr, Germany

Phone +49 9352-40-0

Fax +49 9352-40-4885

www.boschrexroth.com/electrics

The data specified above only serve to describe the product.

As our products are constantly being further developed, no statements concerning a certain condition or suitability for a certain application can be derived from our information. The information given does not release the user from the obligation of own judgment and verification. It must be remembered that our products are subject to a natural process of wear and aging.