



GoTo USA Focused Delivery Program Linear Motion Technologies



Linear Motion GoTo Catalog

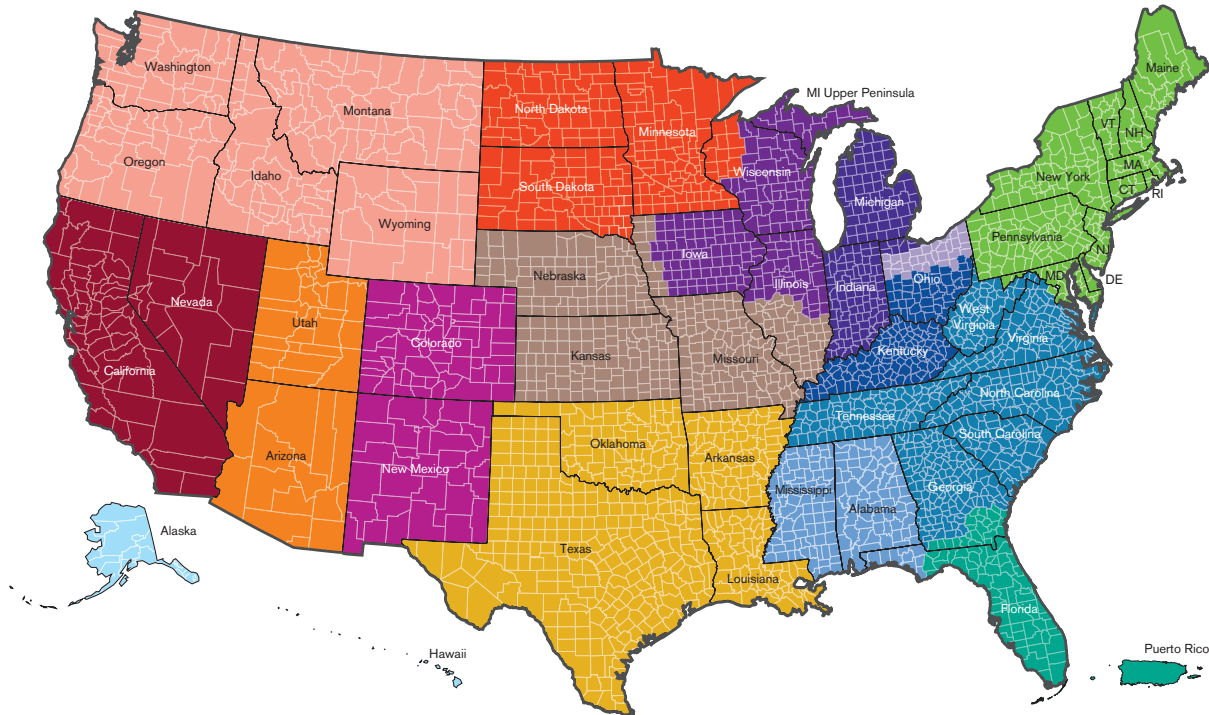
Bosch Rexroth is pleased to provide our Linear Motion GoTo Product catalog as part of our GoTo Focused Delivery Program. The GoTo program provides you with fast delivery of the industry's most widely used linear motion products, and lets you "go to" quick reference internet pages for more information,

technical specifications and ordering details.

For additional information on the GoTo Program and a complete list of other quality Rexroth products available in the focused delivery program just go to:

www.boschrexroth-us.com/GoTo

Bosch Rexroth Corporation, Linear Motion Distributor List



AAP Automation
2901 S. Tejon Street
Englewood, CO 80110
(303) 778-0800
www.aapautomation.com

**Bosch Rexroth Corporation
Western Regional Sales Center**
7901 Stoneridge Drive, Suite 220
Pleasanton, CA 94588
(925) 227-1074
www.boschrexroth-us.com

Hydrotech, Inc.
135 East Ascot Lane
Cuyahoga Falls, OH 44223
(330) 920-6290
www.hydrotech.net

Womack Machine Supply Co.
1417 Forestdale Boulevard
Birmingham, AL 35214
(205) 798-9440
www.womack-machine.com

ACP Automation
10052 Commerce Park Drive
Cincinnati, OH 45246
(513) 777-7075
www.acpautomation.com

CMA/Flodyne/Hydradyne
1000 Muirfield Drive
Hanover Park, IL 60133
(630) 563-3600
www.cmath.com

Livingston & Haven, LLC
11529 Wilmar Boulevard
Charlotte, NC 28273
(704) 588-3670
www.lhtech.com

Womack Machine Supply Co.
1615 Yeager Avenue
LaVerne, CA 91750
(909) 593-7304
www.aimotion.com

Airline Hydraulics
3557 Progress Drive
Bensalem, PA 19020
(800) 999-7378
www.airlinehyd.com

CMA/Flodyne/Hydradyne
3265 Gateway Road, Suite 300
Brookfield, WI 53045
(262) 781-1815
www.cmath.com

Morrell Inc.
3333 Bald Mountain Road
Auburn Hill, MI 48326
(248) 373-1600
www.morrellinc.com

Womack Machine Supply Co.
8227 South 4300 West
West Jordan, UT 84088
(801) 566-4333
www.womackmachine.com

Airline Hydraulics
200 Mile Crossing Blvd., Suite 1B
Rochester, NY 14624
(800) 477-9772
www.airlinehyd.com

Gulf Controls Company, LLC
5201 Tampa West Boulevard
Tampa, FL 33634
(800) 282-9125
www.gulfcontrols.com

Motion Tech Automation, Inc.
7166 4th Street North
Oakdale, MN 55128
(651) 730-9010
www.motiontech.com

**Bosch Rexroth Corporation
Southwest Regional Sales Center**
1520 Selene Drive, Suite 104
Carrollton, TX 75006
(972) 245-6718
www.boschrexroth-us.com

Hitech Automation, Inc.
914 S. Highway Drive
Fenton, MO 63026
(636) 305-9988
www.hitech-automation.com

Northwest Motion
815 7th Avenue NW
Issaquah, WA 98027
(425) 837-9150
www.nwmotion.com

GoTo Focused Delivery Program

The GoTo Focused Delivery Program streamlines everything to make it easier for you to get a selection of our most popular Rexroth products faster. You'll benefit from quicker access to product information, reliable lead times that meet or beat the expectations of the market, simplified pricing and enhanced

customer service. Go to our website at:

www.boschrexroth-us.com/GoTo for information on GoTo products from among all of Rexroth's technologies. It's the fastest and easiest way to get started on your next application.

Distributed by:

**For our complete product portfolio please visit our website at:
www.boschrexroth-us.com and select "Products and Solutions"
 or call 1.800.REXROTH (739-7684)**

GoTo Program Delivery Conditions

- Current GoTo program content and guidelines are specified at: **www.boschrexroth-us.com/GoTo**
 - How to Order: Please state clearly for each line item on the purchase order that GoTo lead times are required.
 - Orders for products exceeding the current program quantity limits may be acknowledged with extended delivery.
 - Items listed in this catalog will be shipped from your local distributor or Bosch Rexroth location within the time frame stated in this catalog. For urgent delivery requirements, please check with your local sales office.
 - Order via the Rexroth Distributors listed on the inside front cover.
- All items subject to prior sale. It is advisable to confirm critical delivery requirements at time of order. All sales subject to Bosch Rexroth Corporation Terms & Conditions of sales, which you can read at:
www.boschrexroth-us.com/terms
- Bosch Rexroth reserves the right to make program changes at any time without notice.

WARNING!

Failure, improper selection or improper use of the products and/or systems described herein or of related items may cause personal injury or property damage.

This document and other information from Bosch Rexroth Corporation and its divisions provide products and/or system options for further investigation by users having technical expertise. It is important that you analyze all aspects of your application and review the information concerning the products or systems in Rexroth's Data Sheets. Due to the variety of operating conditions and applications for these products or systems, the user, through his own analysis and testing, is solely responsible for making the final selection of the products and systems, and assuring that all performance, safety and warning requirements are met.

The products described herein, including without limitation, product features, specifications, designs and pricing are subject to change at anytime without notice.

Table of Contents

	Page No.
Ball Screws	7
Ball Nuts	8
End Bearings / Pillow Blocks	9
Ball Transfer Units	10
Linear Bushings Metric & Inch	11
Shafts	12
Ball Rails	13
Roller Rails	19
Mini Ball Rails	22
EMC Cylinder	23
PSK Precision Modules	26
PSK Mounting Accessories	27
CKK Compact Modules	28
CKR Compact Modules	29
CKx Mounting Accessories	30
EasyHandling	31
Part Numbers	35

Liability:

In no event can the manufacturer accept warranty or liability claims for damages resulting from improper use or misuse of the equipment or as a result of changes made to the equipment other than those authorized by the manufacturer. The manufacturer will accept no claim in which non-original spare parts have been used.


©2013, Bosch Rexroth Corporation

All rights are held by ROBERT BOSCH GMBH and BOSCH REXROTH CORPORATION, also regarding patent claims.

We reserve the right to make technical changes at any time without notice. Errors and omissions expected.

GoTo Focused Delivery Program: Ball Screws

Ball Screws



Rexroth Precision Ball Screw Assemblies provide technical designers with diverse solutions for positioning and transport tasks with driven screws or also with driven nuts. Rexroth Ball Screw Assemblies available in the GoTo program are available in sizes 12mm–40mm, T5 accuracy (+/- 0.023/300mm), clearance and preloaded to 2%, 3%, or 5%.

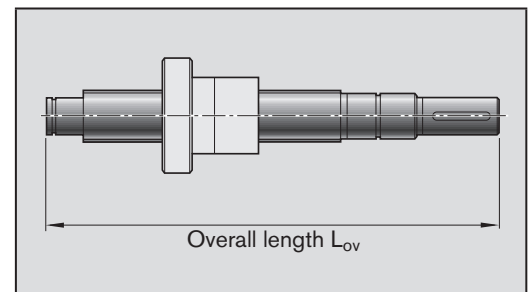
For complete engineering and design information:
 GoTo www.boschrexroth-us.com/GoToBallScrews

Features

- Complete line of Ball Screw diameter and lead combinations, ball nuts and end bearings for complete design flexibility
- Available fully machined with Bosch Rexroth's standard end configurations (excluding Z and S options for machining of end face)

Technical Data

Diameter (mm)	Leads (mm)	Lead Accuracy	Maximum Lengths (mm)	Maximum Qty. (pcs.)
12	5	T5 (0.023/300mm)	up to 1500mm	GoTo Program = 3 pcs.
	10			
16	5			
	10			
	16			
20	5			
	20			
25	5		up to 2500mm	
	10			
	25			
32	5		up to 4500mm	
	10			
	20			
	32			
40	5	up to 4500mm		
	10			
	20			
	40			




Order Definition Requirements

- Diameter
- Lead
- Lead accuracy
- Overall length
- Ball Nut type and preload
- End machining

GoTo Focused Delivery Program: Ball Nuts

Ball Nuts



Features

- Smooth, quiet and consistent motion with the Rexroth internal recirculation system
- Capable of high speeds and acceleration rates
- High dynamic load capability
- Effective full contact sealing
- Available in preload (when provided as an assembly) or clearance configurations

Technical Data


FEM-E-S & FEM-E-C Ball Nuts								
	Leads							
	2	5	10	16	20	25	32	40
Diameters	12							
	16							
	20							
	25							
	32							
	40							

FEM-E-B Ball Nut			
	Leads		
	2	5	10
Diameters	12		

Ball nuts available in the **GoTo** Program

GoTo Focused Delivery Program: End Bearings / Pillow Blocks

End Bearings / Pillow Blocks



For complete engineering and design information:
GoTo www.boschrexroth-us.com/GoToPillowblocks

Features

- Easy installation due to variable fixture options, along with reference edges
- High axial load capacity with precision angular contact bearings
- Available from stock in variety of sizes
- Effective full contact sealing

Technical Data

Ball Screw Pillow Block Bearing Units

Ball Screw Size	SEB-F (Fixed) Load Ratings		SEB-L (Float) Load Ratings		SEC-F (Fixed) Load Ratings		SEC-L (Float) Load Ratings	
	dyn. C (N)	stat C ₀ (N)	dyn. C (N)	stat C ₀ (N)	dyn. C (N)	stat C ₀ (N)	dyn. C (N)	stat C ₀ (N)
d ₀ x P								
12x5/10	6,900	8,500	2,450	900	—	—	—	—
16x5/10/16	13,400	18,800	6,000	2,240	—	—	—	—
20x5/20 (12mm ID)	17,000	24,700	6,950	2,650	17,000	24,700	7,800	3,250
25x5/10/25	18,800	31,000	9,500	4,150	—	—	—	—
32x5/10/20/32 (20mm ID)	26,000	47,000	12,700	5,700	26,000	47,000	12,700	5,700
40x5	29,000	64,000	19,300	9,800	29,000	64,000	19,300	9,800
40x10/20/40	44,500	111,000	19,300	9,800	29,000	64,000	19,300	9,800

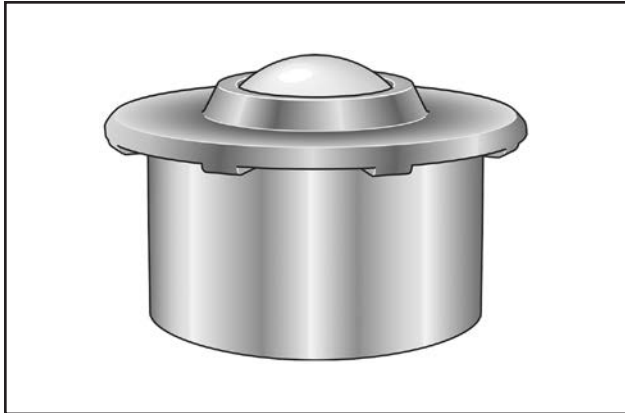
Ball Screw Support Bearings

Ball Screw Size	LAF (Fixed) Load Ratings		LAN (Fixed) Load Ratings		LAD (Float) Load Ratings	
	dyn. C (N)	stat C ₀ (N)	dyn. C (N)	stat C ₀ (N)	dyn. C (N)	stat C ₀ (N)
d ₀ x P						
12x5/10	—	—	6,900	8,500	2,450	900
16x5/10/16	—	—	13,400	18,800	6,000	2,240
20x5/20 (12mm ID)	17,000	24,700	17,000	24,700	6,950	2,650
20x5/20 (15mm ID)	—	—	—	—	7,800	3,250
25x5/10/25	18,800	31,000	18,800	31,000	9,500	4,150
32x5/10/20/32 (20mm ID)	26,000	47,000	26,000	47,000	12,700	5,700
32x5/10/20/32 (25mm ID)	—	—	—	—	14,300	6,950
40x5	29,000	64,000	29,000	64,000	19,300	9,800
40x10/20/40	44,500	111,000	44,500	111,000	19,300	9,800

See Pages 36–37 for part numbers and ordering information

GoTo Focused Delivery Program: Ball Transfers

Ball Transfer Units



Rexroth Ball Transfer Units make light work of shifting, rotating and directing unit loads. They have proven extremely valuable as integral parts of conveyor systems, feed devices, and machining and packaging equipment. Rexroth Ball Transfer Units with Galvanized cover and housing are available in the GoTo program with ball diameter sizes from 8 to 45mm.

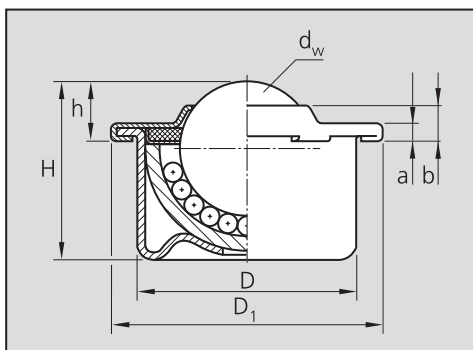
For complete engineering and design information:
 GoTo www.boschrexroth-us.com/GoToBallTransfer

Features

- Easy mounting and extraction
- Precise rolling and full loadbearing capability in any mounting orientation
- Smooth running
- Conveying speed up to 2 m/sec in all types
- Consistently high quality
- High rationalization effect

Technical Data

Ball Diameter Size	D ± 0.055	D ₁	h	H (mm)	a	b	Load Capacity C (N)	Mass (kg)
8	12.6 ± 0.055	17	4.8 ± 0.15	11.2	1.8	3.2	100	0.007
12	18.0 ± 0.055	23	7.4 ± 0.15	15.5	2	4.3	250	0.018
15	24.0 ± 0.065	31	9.5 ± 0.20	21.5	2.5	6.1	500	0.038
22	36.0 ± 0.080	45	9.8 ± 0.20	29.5	2.9	5.7	1300	0.132
30	45.0 ± 0.080	55	13.8 ± 0.30	37.5	3.7	7.9	2500	0.265
45	62.0 ± 0.095	75	19.0 ± 0.40	53.7	4.2	10.3	6000	0.72



GoTo Focused Delivery Program: Linear Bushings Metric & Inch

Linear Bushings



A variety of linear bushings in different sizes and series are offered in the GoTo program. Manufactured using hardened steel, Rexroth bushings are characterized by long service life, precision, and efficiency. Metric bushings available in the GoTo program come in Standard, Super, and Compact series; inch sizes available in Standard and Super series. These guiding elements are of the closed type and include two internal seals for use on unsupported shafts.

For complete engineering and design information:
GoTo www.boschrexroth-us.com/GoToBushings

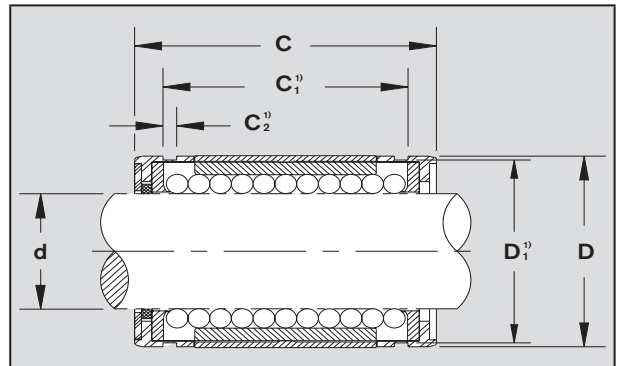
Features

- Small overall dimensions for especially compact construction
- Integrated metal retainer rings
- Closed; two internal seals
- Balls made of anti-friction bearing steel

Technical Data

Dimensions: Metric Bushings (mm) Standard and Super Series

Bore/d	D h5	C h12	C ₁ H13	C ₂	D ₁	
					Standard	Super
8	16	25	16.2	1.10	14.7	—
12	22	32	22.6	1.30	20.5	21.0
16	26	36	24.6	1.30	24.9	24.9
20	32	45	31.2	1.60	30.5	30.5
25	40	58	43.7	1.85	38.5	38.5
30	47	68	51.7	1.85	44.5	44.5
40	62	80	60.3	2.15	58.0	58.5
50	75	100	77.3	2.65	71.0	71.5



Note: C₁, C₂ and D refer to the snap ring groove

Dimensions: Metric Bushings (inches) Standard and Super Series

Bore/d	D	C	C ₁		C ₂	D ₁
			Standard	Super		
0.3750/0.3746	0.6250	0.8750	0.6385	0.0390	0.5880	0.5880
0.5000/0.4996	0.8750	1.2500	0.9625	0.0459	0.8209	0.8209
0.6250/0.6246	1.1250	1.5000	1.1039	0.0559	1.0590	1.0590
0.7500/0.7496	1.2500	1.6250	1.1657	0.0559	1.1760	1.1760
1.0000/0.9996	1.5625	2.2500	1.7547	0.0679	1.4687	1.4687
1.2500/1.2495	2.0000	2.6250	2.0047	0.0679	1.8859	1.8859
1.5000/1.4995	2.3750	3.0000	2.4118	0.0859	2.2389	2.2389
2.0000/1.9995	3.0000	4.0000	3.1917	0.1029	2.8379	2.8379

Dimensions: Metric Bushing (mm) Compact Series

Bore/d	D	C
12	19	28
16	24	30
20	28	30
25	35	40
30	40	50
40	52	60
50	62	70

See Pages 38–39 for part numbers and ordering information

GoTo Focused Delivery Program: Shafts

Shafts



Rexroth offers cut-to-length shafts. The shafting can be used as guides for linear bushings or individually as rollers, pistons or axles.

For complete engineering and design information:
GoTo www.boschrexroth-us.com/GoToShafts

Features

- Induction hardened and ground
- Available in various tolerances (**GoTo** Program: h6 or L only)
- With chamfers to protect the Linear Bushing seal

Technical Data


Tolerances for steel shafts

Nominal diameter d (mm)	over to	1 3	3 6	6 10	10 18	18 30	30 50	50 80	80 120
Diameter tolerance (µm)	h6	0 -6	0 -8	0 -9	0 -11	0 -13	0 -16	0 -19	0 -22
	h7	0 -10	0 -12	0 -15	0 -18	0 -21	0 -25	0 -30	0 -35
Roundness t ₁ (µm)	h6	3	4	4	5	6	7	8	10
	h7	4	5	6	8	9	11	13	15
Taper t ₂ (µm)	h6	4	5	6	8	9	11	13	15
	h7	6	8	9	11	13	16	19	22
Straightness t ₃ (µm/m)		150	150	120	100	100	100	100	100
Surface roughness (Ra) (µm)		0.32	0.32	0.32	0.32	0.32	0.32	0.32	0.32

Nominal diameter (in)	over to	0 1/4	1/4 3/8	3/8 5/8	5/8 1	1 2	2 3	3 4
Roundness L	(in)	0.00025	0.00015	0.00020	0.00035	0.00043	0.00051	0.00059
Taper L	(in)	0.00020	0.00024	0.00032	0.00035	0.00043	0.00051	0.00059
Straightness	(in)	0.0015	0.0015	0.0015	0.0015	0.0015	0.0015	0.0015
Measured value t ₁	(in)	0.00025	0.00015	0.00020	0.00035	0.00043	0.00051	0.00059
Surface roughness (Ra) (µin)		13	13	13	13	13	13	13

GoTo Focused Delivery Program: Shafts

Ball Rails – Rail Systems



Rexroth Ball Rail Systems in the GoTo program are available in sizes 15–45 with N accuracy. Rails are cut to length, in 1 mm increments. To assure your Ball Rail System can be shipped on the following day, please limit the overall length to 3900 mm.

For complete engineering and design information:
GoTo www.boschrexroth-us.com/GoToBallrails

Features

- Optimum system rigidity in all directions with O Arrangement
- High torsional load capacity
- Available in two Top Mount configurations with Plastic Hole Plugs or with the Rail Seal for optimum contamination protection
- Offered in 1 mm increments up to 3900mm

Technical Data

Size	Accuracy Class					
		A2 mm	H2 Hole Plug Version mm	H2 Rail Seal mm	T Hole Spacing mm	L Max (GoTo) mm
15	N	15	16.20	16.30	60	3900
20		20	20.55	20.75	60	3900
25		23	24.25	24.45	60	3900
30		28	28.35	28.55	80	3900
35		34	31.85	32.15	80	3900
45		45	39.85	40.15	105	3900

GoTo Focused Delivery Program: Ball Rails

Wide Ball Rails



Rexroth Wide Ball Rail Systems in the GoTo program are available in sizes 25/70 and 35/90 with N accuracy. Rails are cut to length, in 1 mm increments.

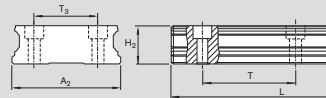
For complete engineering and design information:
 GoTo www.boschrexroth-us.com/GoToBallrails

Features

- Optimum system rigidity in all directions with O Arrangement
- High torsional load capacity
- Available in Top Mount configuration with Plastic Hole Plugs.
- Offered in 1 mm increments up to 3900mm


Technical Data

Size	Accuracy Class	A2 mm	H2 Hole Plug Version mm	T Hole Spacing mm	T3 Hole Spacing mm	L Max (GoTo) mm
25/70	N	69	23.55	80	40	3900
35/90		90	31.85	80	60	3900



GoTo Focused Delivery Program: Ball Rails

Ball Rails – Short Runner Blocks for Small Design Envelopes



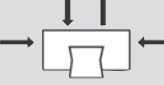


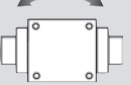
Rexroth Ball Rail Systems in the GoTo program are available in sizes 15–35, N accuracy, with short length flanged and slim-line runner blocks in clearance and 2% preload versions. Rails are cut to length, in 1 mm increments.

For complete engineering and design information:
GoTo www.boschrexroth-us.com/GoToBallrails

Features


- Excellent dynamic characteristics: Vmax 5 m/s; Amax up to 500 m/s² to meet most application demands
- Long term lubrication, up to several years for less maintenance
- Unlimited interchangeability due to standardized guide rail for all runner block versions for reduced inventory
- Comprehensive range of accessories for easy customization
- Integral, all-round sealing for superior contamination protection
- Multiple lubrication ports for auto lubrication design flexibility
- Pre-lubricated for faster installation

Technical Data

Size	Accuracy	Preload	Load capacities (N)		Moments (Nm)			
			 C dyn.	C ₀ stat.	 M _t dyn.	M _{t0} stat.	 M _L dyn.	 M _{L0} stat.
15	N	Clearance or 2%	5,400	8,100	52	80	19	28
20			12,400	13,600	150	170	52	58
25			15,900	18,200	230	260	82	94
30			22,100	24,800	380	430	133	150
35			29,300	32,400	640	700	200	220

GoTo Focused Delivery Program: Ball Rails

Ball Rails – Standard Runner Blocks for General Applications



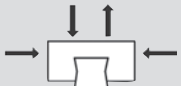

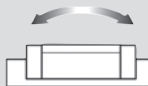
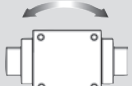
Rexroth Ball Rail Systems in the GoTo program are available in sizes 15–45, N accuracy, with standard length flanged and slimline runner blocks in clearance and 2% preload versions. Rails are cut to length, in 1 mm increments.

For complete engineering and design information:
GoTo www.boschrexroth-us.com/GoToBallrails

Features


- Excellent dynamic characteristics: V_{max} 5 m/s; A_{max} up to 500 m/s² to meet most application demands
- Long term lubrication, up to several years for less maintenance
- Unlimited interchangeability due to standardized guide rail for all runner block versions for reduced inventory
- Comprehensive range of accessories for easy customization
- Integral, all-round sealing for superior contamination protection
- Multiple lubrication ports for auto lubrication design flexibility
- Pre-lubricated for faster installation

Technical Data

Size	Accuracy	Preload	Load capacities (N)		Moments (Nm)			
			 C dyn.	C ₀ stat.	 M _t dyn.	M _{t0} stat.	 M _L dyn.	 M _{L0} stat.
15	N	Clearance or 2%	7,800	13,500	74	130	40	71
20			18,800	24,400	240	310	130	165
25			22,800	30,400	320	430	180	240
30			31,700	41,300	540	720	290	380
35			41,900	54,000	890	1,160	440	565
45			68,100	85,700	1,830	2,310	890	1,130

GoTo Focused Delivery Program: Ball Rails

Ball Rails – Long Runner Blocks for Added Capacity



Rexroth Ball Rail Systems in the GoTo program are available in sizes 15–45, N accuracy, with long length flanged and slimline runner blocks in clearance and 2% preload versions. Rails are cut to length, in 1 mm increments.

For complete engineering and design information:
GoTo www.boschrexroth-us.com/GoToBallrails

Features

- Excellent dynamic characteristics: Vmax 5 m/s; Amax up to 500 m/s² to meet most application demands
- Long term lubrication, up to several years for less maintenance
- Unlimited interchangeability due to standardized guide rail for all runner block versions for reduced inventory
- Comprehensive range of accessories for easy customization
- Integral, all-round sealing for superior contamination protection
- Multiple lubrication ports for auto lubrication design flexibility
- Pre-lubricated for faster installation

Technical Data

Size	Accuracy	Preload	Load capacities (N)		Moments (Nm)			
			C dyn.	C ₀ stat.	M _t dyn.	M _{t0} stat.	M _L dyn.	M _{L0} stat.
15	N	Clearance or 2%	10,000	20,200	96	190	75	150
20			24,400	35,200	310	450	225	330
25			30,400	45,500	430	650	345	510
30			40,000	57,800	690	1,000	495	715
35			55,600	81,000	1,200	1,740	830	1,215
45			90,400	128,500	2,440	3,470	1,700	2,425

GoTo Focused Delivery Program: Ball Rails

Ball Rails – Wide Runner Blocks for Single Rail Applications



Rexroth Ball Rail Systems in the GoTo program are available in sizes 25/70 and 35/90, N accuracy, with wide flanged runner blocks in clearance and 2% preload versions. Rails are cut to length, in 1 mm increments.

For complete engineering and design information:
GoTo www.boschrexroth-us.com/GoToBallrails

Features


- Extremely high torsional moment load capacity and rigidity, well suited for single rail applications
- Excellent dynamic characteristics: Vmax 5 m/s; Amax up to 500 m/s² to meet most application demands (25/70 only)
- Long term lubrication, up to several years for less maintenance
- Unlimited interchangeability due to standardized guide rail for all runner block versions for reduced inventory
- Comprehensive range of accessories for easy customization
- Integral, all-round sealing for superior contamination protection
- Multiple lubrication ports for auto lubrication design flexibility
- Pre-lubricated for faster installation (25/70 only)

Technical Data

Size	Accuracy	Preload	Load capacities (N)		Moments (Nm)			
			C dyn.	C ₀ stat.	M _t dyn.	M _{t0} stat.	M _L dyn.	M _{L0} stat.
25/70	N	Clearance or 2%	29,000	42,500	1,080	1,580	305	450
35/90			58,200	86,300	2,880	4,270	920	1,370

GoTo Focused Delivery Program: Roller Rails

Roller Rails – Rail System



Rexroth Roller Rail Systems in the GoTo program are available in sizes 35–55 with P accuracy. Rails are cut to length, in 1 mm increments. To assure your Roller Rail System can be shipped on the following day, please limit the overall length to 3900 mm.

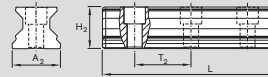
For complete engineering and design information:
GoTo www.boschrexroth-us.com/GoToRollerrails

Features

- Up to 3 times higher load capacity as compared to Ball Type Systems
- O Arrangement for high torsional load capacity and maximum stiffness
- Available in two Top Mount configurations with Plastic Hole Plugs or with the Rail Seal for Optimum contamination protection
- Offered in 1 mm increments up to 3900mm


Technical Data

Size	Accuracy Class	A2 mm	H2		T2 Hole Spacing mm	L Max (GoTo) mm
			Hole Plug Version mm	Rail Version mm		
35	P	34	30.80	31.10	40	3900
45		45	38.80	39.10	52.5	3900
55		53	47.55	47.85	60	3900



GoTo Focused Delivery Program: Roller Rails

Roller Rails – Standard Runner Blocks for Heavy Duty Applications



Rexroth Roller Rail Systems in the GoTo program are available in sizes 35-55, P accuracy, with standard length flanged and high slimline blocks in 8% preload. Rails are cut to length, in 1 mm increments.

For complete engineering and design information:
GoTo www.boschrexroth-us.com/GoToRollerrails

Features


- Excellent dynamic characteristics: Vmax 3 m/s; Amax up to 150 m/s² to meet most application demands
- High load capacities in all load directions for robust applications
- Unlimited interchangeability due to standardized guide rail for all runner block versions for reduced inventory
- Comprehensive range of accessories for easy customization
- Integral, all-round sealing for superior contamination protection
- Multiple lubrication ports for auto lubrication design flexibility
- High rigidity for applications requiring minimal deflection

Technical Data

Size	Accuracy	Preload	Load capacities (N)		Moments (Nm)			
			C dyn.	C ₀ stat.	M _t dyn.	M _{t0} stat.	M _L dyn.	M _{L0} stat.
35	P	8%	56,300	113,500	1,114	2,245	700	1,400
45			92,300	184,800	2,277	4,559	1,430	2,860
55			128,900	248,600	3,779	7,288	2,400	4,620

GoTo Focused Delivery Program: Roller Rails

Roller Rails – Long Runner Blocks for Extra Heavy Duty Applications



Rexroth Roller Rail Systems in the GoTo program are available in sizes 35-55, P accuracy, with long length flanged and high slimline blocks in 8% preload. Rails are cut to length, in 1 mm increments.

For complete engineering and design information:
 GoTo www.boschrexroth-us.com/GoToRollerrails

Features


- Excellent dynamic characteristics: Vmax 3 m/s; Amax up to 150 m/s² to meet most application demands
- High load capacities in all load directions for robust applications
- Unlimited interchangeability due to standardized guide rail for all runner block versions for reduced inventory
- Comprehensive range of accessories for easy customization
- Integral, all-round sealing for superior contamination protection
- Multiple lubrication ports for auto lubrication design flexibility
- High rigidity for applications requiring minimal deflection

Technical Data

Size	Accuracy	Preload	Load capacities (N)		Moments (Nm)			
			C dyn.	C ₀ stat.	M _t dyn.	M _{t0} stat.	M _L dyn.	M _{L0} stat.
35	P	8%	69,700	149,300	1,375	2,953	1,135	2,430
45			119,200	256,600	2,941	6,331	2,520	5,430
55			165,000	345,300	4,837	10,122	4,030	8,440

GoTo Focused Delivery Program: Miniature Ball Rail Products

Mini Ball Rails – Mini Runner Blocks for Extremely Compact Applications



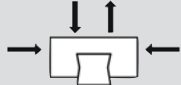



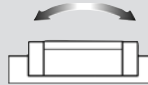
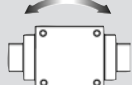
Miniature Ball Rail Systems were developed specifically for high-precision applications, such as optical or electronic data processing systems, which require rolling element linear guideways with extremely compact dimensions and high load capacity.

For complete engineering and design information:
GoTo www.boschrexroth-us.com/GoToMinis

Features


- High load capacity in all directions due to construction with the largest possible ball
- Lubrication access from either front or side faces, dependent upon size
- Optional stainless steel coverstrip
- All steel parts of the runner block and guide rail are made of rust and acid resistant material similar to ISO 683-17 / EN 10088
- Ultra low friction for minimal energy consumption

Technical Data

Size	Preload	Accuracy	Load capacities (N)		Moments (Nm)			
			 C dyn.	 C ₀ stat.	 M _t dyn.	 M _{t0} stat.	 M _L dyn.	 M _{L0} stat.
7	CLR/Preload	H	860	1,400	3.1	5.1	1.9	3.2
9			1,180	2,100	5.4	9.6	3.6	6.4
12			2,310	3,470	13.7	20.6	7.9	11.8
15			4,200	6,260	31.2	46.3	18.3	27.0

GoTo Focused Delivery Program: EMC Cylinders

Electromechanical Cylinders EMC



Rexroth Electromechanical Cylinders are a powerful alternative to pneumatic cylinders while providing significant benefits in energy efficiency and greater flexibility through higher thrust forces, variable speeds, and intermediate positioning. Rexroth EMC's are available in the GoTo program with many choices of drive configurations and mounting elements making them easy to order and install.

For complete engineering and design information:
GoTo www.boschrexroth-us.com/GoToEMC

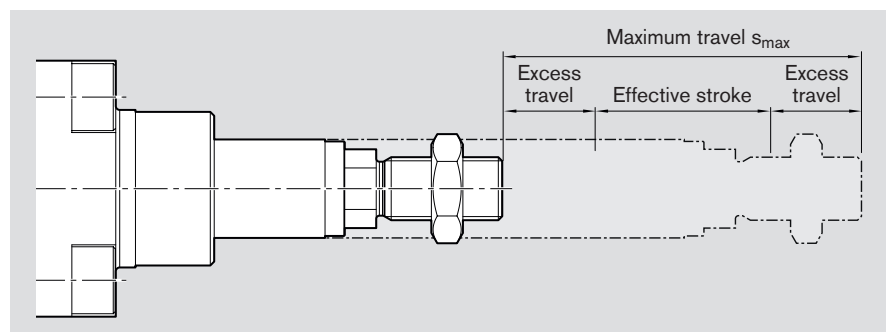
Features


- High mechanical efficiency for minimal energy use
- Integrated ball screw drive for exact positioning and powerful thrust capability
- Motor attachment via motor mount and coupling or via belt side drive
- Extensive series of attachments for complete design flexibility
- Interchangeable mounting dimensions with ISO pneumatic cylinders
- Stainless steel piston rod for use in harsh environments

Technical Data

EMC size	Ball Screw Size $d_0 \times P$ (mm)	Dynamic Load Capacity C_{emc} (N)	Max Speed V_{max} (m/s)	Total axial backlash for Ball nut with reduced backlash (mm)	Lead Accuracy
32	12 x 5	3,800	0.57	0.020	T7 (0.052mm/300mm)
40	16 x 5	12,300	0.38	0.030	
50	20 x 5	14,300	0.32	0.025	
63	25 x 5	15,900	0.28	0.025	
80	32 x 5	21,600	0.25	0.025	
100	40 x 5	29,000	0.18	0.025	

		Max Travel			
		S_{max} (mm)			
		100	200	320	400
EMC Size	32				
	40				
	50				
	63				
	80				
	100				




 EMC's available in the GoTo program

See Page 43 for part numbers and ordering information

GoTo Focused Delivery Program: EMC Cylinders

Electromechanical Cylinders EMC – Motor Attachments



Motor Attachments for EMC's

In-line Mounts


Fully enclosed housing and coupling for attaching a motor to the EMC.

Belt Side Drives

The compact, closed housing minimizes the installation length and serves as a base for mounting elements.

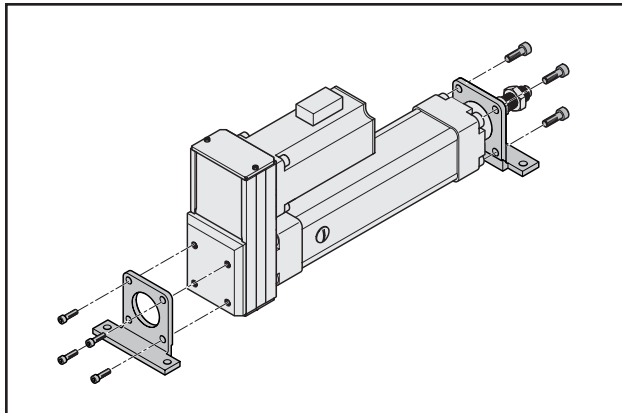
For complete engineering and design information:
 GoTo www.boschrexroth-us.com/GoToEMC

		In-Line Mounts						Belt Side Drives (i=1)					
EMC Size		Motor Size						Motor Size					
		MSM031C	MSM041	MSK030	MSK040	MSK060	MSK076	MSM031C	MSM041	MSK030	MSK040	MSK060	MSK076
	32												
	40												
	50												
	63												
	80												
100													

 Motor attachments available in **GoTo** program.

GoTo Focused Delivery Program: EMC Cylinders

Electromechanical Cylinders EMC – Mounting Elements

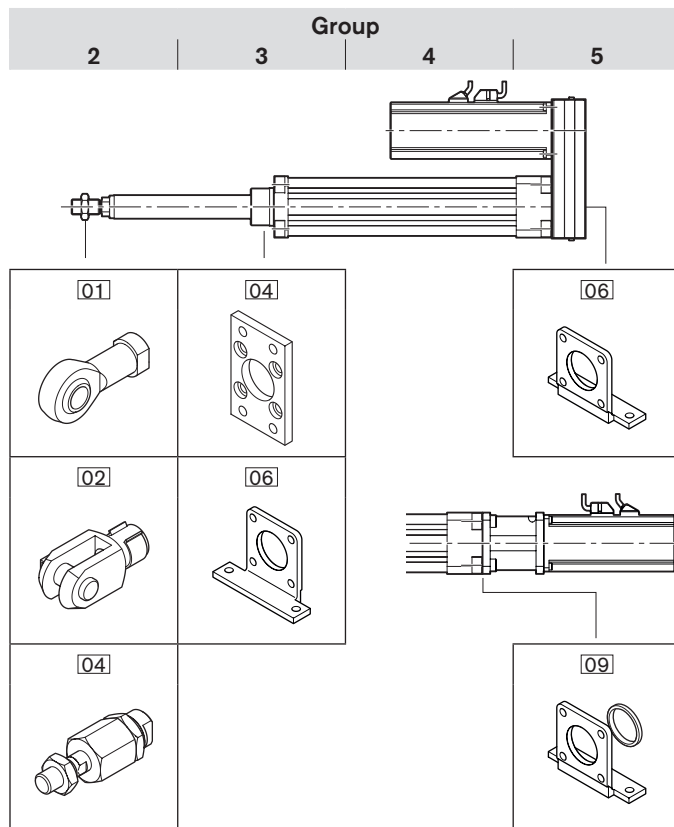


Mounting Elements for EMC's

Mounting elements are used for attaching loads to the end of the thrust rod or fastening the ends of the EMC. They are delivered loose and with all necessary hardware.

For complete engineering and design information:
GoTo www.boschrexroth-us.com/GoToEMC

Technical Data

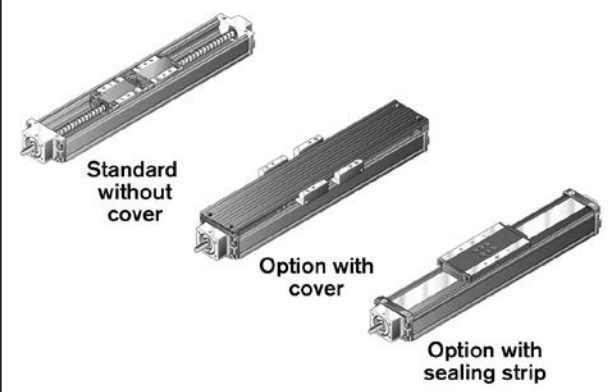


EMC Size	Group	Version	Option	Description
all	2	MF or RV	01	Female spherical rod end bearing
			02	Female clevis
			04	Flexible coupling
	3		04	Flange mount
			06	Foot mount
	5	RV	06	Foot mount
MF		09	Foot mount with centering ring	

MF = In-line motor mounting
RV = Belt side drive

GoTo Focused Delivery Program: PSK

PSK – Precision Module with Ball Screw Drive



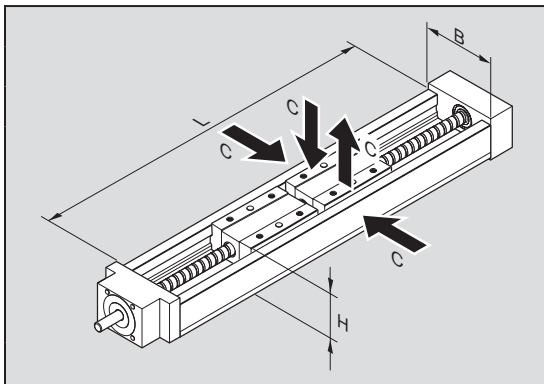
Rexroth Precision Modules are precise, ready-to-install linear motion systems that combine high stiffness with travel accuracy with compact dimensions. The standard design features several options including: PSK without cover, PSK with cover plate and PSK with unique sealing strip. Rexroth offers favorable price/performance ratios and fast delivery.

For complete engineering and design information:
GoTo www.boschrexroth-us.com/GoToPSK

Features

- Extremely compact and rigid precision steel profile with reference edge and integrated Rexroth guideway geometry
- Precision ball screw drive in tolerance grade 7 with zero-backlash nut system
- Aluminum fixed bearing end block with preloaded ball bearings and ball screw journal
- Floating bearing end block with double ball bearings
- One or two steel carriages, standard length or long for PSK with or without cover plate
- One aluminum carriage, standard length or long, for PSK with sealing strip

Technical Data



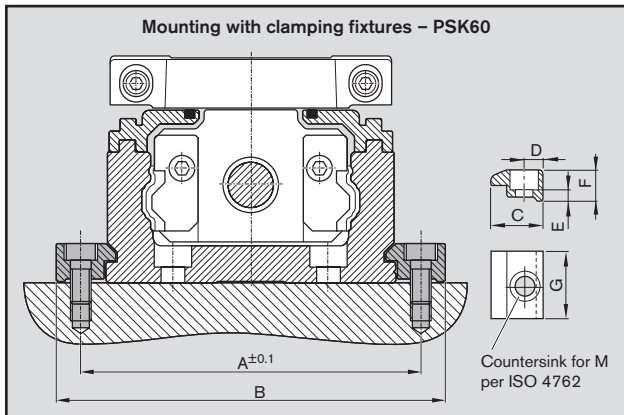
Precision Module	PSK 60
B (mm)	60
H (mm)	33
L (mm)	150 200 250 300 400 500 700

PSK Precision Module	Type of Cover	Carriage (carr.)		Dynamic load capacity C (N)	Guideway Dynamic load moments		Ball Screw		Fixed bearing Dynamic load capacity C (N)
		Number			M_t (Nm)	M_L (Nm)	Size $d_0 \times P$	Dynamic load capacity C (N)	
PSK 60 150 mm to 700 mm	w/o and w/ plate	Long	1 carr.	9,000	210.0	60	12 x 5	3,800	4,000
			2 carr.	14,620	341.0	$7.31 \times l_m$	12 x 5	3,800	4,000
	Strip	Standard	1 carr.	9,000	210.0	60	12 x 10	2,500	4,000
		Long	1 carr.	14,620	341.0	541	12 x 10	2,500	4,000

* 1m = carriage center to center distance

GoTo Focused Delivery Program: Mounting

PSK Mounting Accessories



Mounting Accessories for PSK 60

General notes – Mounting with clamping fixtures

The reference edge cannot be used in the region of the clamping fixtures. Suitable for all cover options.

Clamping fixtures


Recommended number:
– 3 per 500 mm and side

For complete engineering and design information:
GoTo www.boschrexroth-us.com/GoToCompactModules


Precision module	Part number Clamping fixtures	Dimensions (mm)							
		A	B	C	D	E	F	G	M
PSK 60	R1419 010 01	72	85	15.0	6.5	4.8	10.0	22	M5

GoTo Focused Delivery Program: CKK

CKK with Ball Screw Drive



Rexroth Compact Modules are precision, ready-to-install linear motion systems characterized by their high performance, compact design, and good price/performance ratio. They are available in any desired length and both the CKK and CKR have identical external dimensions and use similar accessories and attachments, making them easy to order.



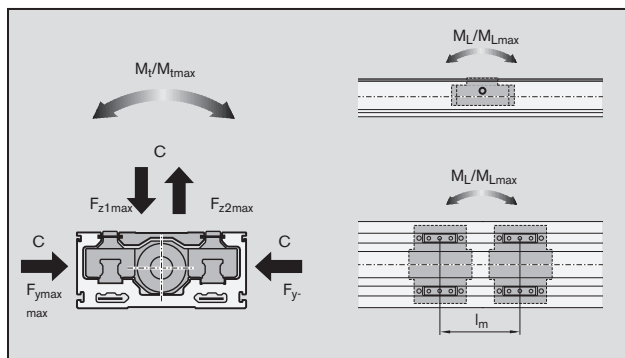
EasyHandling compatible options

For complete engineering and design information:
GoTo www.boschrexroth-us.com/GoToCompactModules

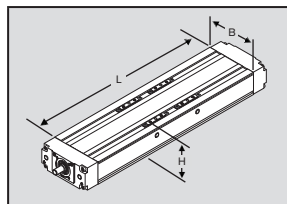
Features

- Two integrated zero-clearance ball rail systems provide optimized travel performance, high load capacities, and high rigidity
- Precision Ball Screw drive with preloaded ball nut, two row angular contact thrust bearing, and double ball bearings on float end
- Easy motor attachment by means of locating feature and threaded holes on the drive head. (In-line and side drive options available)
- Adjustable switches over the entire travel range; switch activation without switching cam
- Economical maintenance thanks to one-point lubrication feature (grease lubrication) from both sides or via the carriage
- Precise alignment and secure fastening of attachments with threads and pin holes in the carriage

Technical Data



Compact Module	CKK 15-110	CKK 20-145
B (mm)	110	145
H (mm)	50	65
Max. L (mm)	1,500	1,800




Compact Module	Number of Carriages	Guideway			Maximum Permissible Forces			Maximum Permissible Moments		Ball Screw	
		Dynamic Load Capacity	Dynamic Load Moments		F_{z1max} (N)	F_{z2max} (N)	F_{ymax} (N)	M_{tmax} (Nm)	M_{Lmax} (Nm)	Size	Dynamic Load Capacity
			C (N)	M_t (Nm)							
CKK 15-110	1	15,600	515	80	12,000	6,000	3,480	198	31	16 x 5	12,300
	2 ($l_m = 85mm$)	25,340	835	1,075	19,490	9,740	5,650	322	414	16 x 10	9,600
CKK 20-145	1	37,600	1,650	255	29,000	14,500	8,410	638	100	16 x 16	6,300
	2 ($l_m = 100mm$)	61,080	2,685	3,050	47,110	23,550	13,660	1,030	1,180	20 x 5	14,300
										20 x 20	9,100
										25 x 10	15,700

See Page 46 for part numbers and ordering information

GoTo Focused Delivery Program: CKR

CKR with Toothed Belt Drive



Rexroth Compact Modules are precision, ready-to-install linear motion systems characterized by their high performance, compact design, and good price/performance ratio. They are available in any desired length and both the CKK and CKR have identical external dimensions and use similar accessories and attachments, making them easy to order.



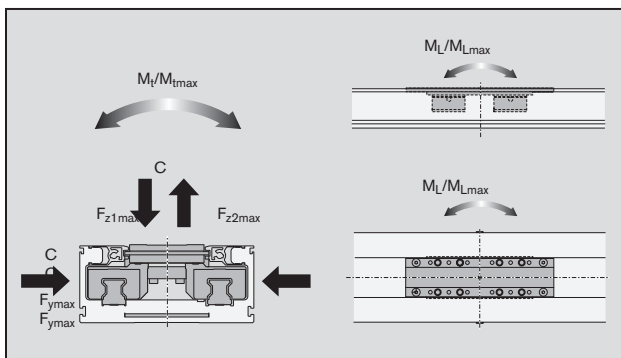
EasyHandling compatible options

For complete engineering and design information:
GoTo www.boschrexroth-us.com/GoToCompactModules

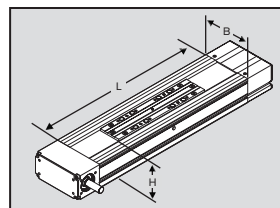
Features

- Two integrated zero-clearance ball rail systems provide optimized travel performance, high load capacities, and high rigidity
- Heavy duty toothed belt drive system capable of high thrust forces over long lengths
- Easy motor attachment by means of a locating feature and threaded holes on the drive end
- Adjustable switches over the entire travel range, switch activation without switching cam
- Economical maintenance thanks to one-point lubrication feature (grease lubrication) from both sides or via the carriage
- Precise alignment and secure fastening of attachments with threads and pin holes in carriage

Technical Data



Compact Module	CKR 15-110	CKR 20-145
B (mm)	110	145
H (mm)	50	65
Max. L (mm)	3,920	3,920



Compact Module	Carriage Length L_t (mm)	Dynamic Load Capacity C (N)	Dynamic Load Moments		Gear Red. Ratio j	Max. Drive Torque M_a (Nm)	Max. Belt Thrust Force F (N)	Maximum Permissible Forces			Maximum Permissible Moments	
			M_t (Nm)	M_L (Nm)				F_{z1max} (N)	F_{z2max} (N)	F_{ymax} (N)	M_{tmax} (Nm)	M_{Lmax} (Nm)
CKR 15-110	215	26,350	780	1,000	1	13.5	705	18,190	9,090	5,270	300	380
					5	2.4						
					10	1.1						
CKR 20-145	240	56,530	2,480	2,820	1	32.5	1,235	43,470	21,730	12,600	950	1,080
					3	10.6						
					5	6.4						
					10	3.2						

See Page 46 for part numbers and ordering information

GoTo Focused Delivery Program: Mounting

CKx Mounting Accessories

Mounting Accessories for CKx Modules

Clamping fixtures

Recommended number of clamping fixtures

- Type 1: 6 pieces per meter and side
- Type 3: 3 pieces per meter and side


For complete engineering and design information:
GoTo www.boschrexroth-us.com/GoToCompactModules

Frame size	For thread	Type	Number of holes N	Dimensions (mm)								Part number
				A	B	C	D	E	F	G	H	
110 and 145	M5	3	4	107	8.5	30	11.5	4.8	19.3	14.0	7	R0375 410 02
	M6	1	1	25	—	—	11.5	5.3	19.3	14.0	7	R0375 510 00
		3	4	142	11.0	40		5.3				R0375 510 02

CKR Compact Modules: When installing the clamping fixtures, observe a minimum distance of 10 mm to the end face of the frame.

GoTo Focused Delivery Program: EasyHandling

Connection Features and Components

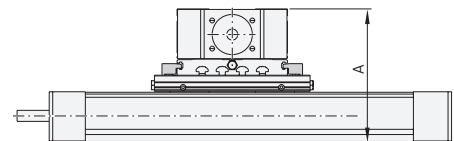


Combine EasyHandling Basic components effortlessly using Rexroth connection technology. Guideway Centering Ring option "03," designed for positive-locking connections, ensures good reproducibility of assemblies. This option is available on GoTo modules with a maximum L dimension of 1450 mm.

For complete engineering and design information:
GoTo www.boschrexroth-us.com/GoToEasyHandling

Hardware Kit for Direct Connect

Direct Connect	X Axis Frame	Y Axis Frame	A (mm)
Standard	15-110	15-110	116.0
	20-145	20-145	150.0
		15-110	135.0

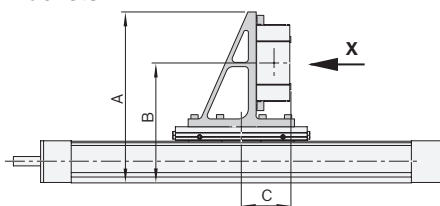


Hardware Kit for Angled Brackets

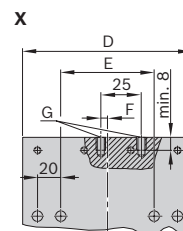
Angle Brackets	X Axis Frame	Y Axis Frame	A (mm)	B (mm)	C (mm)	E (mm)	F (mm)	G (mm)
Standard	20-145	15-110	248.0	176.0	87.0	80.0	12.5	M6

Extended Angle Brackets	X Axis Frame	Y Axis Frame	A (mm)	B (mm)	C (mm)	D (mm)	E (mm)	F (mm)	G (mm)	H (mm)
Left Hand	20-145	15-110	248.0	176.0	71.0	290.0	40.0	160.0	12.5	M6
Right Hand	20-145	15-110	248.0	176.0	71.0	290.0	40.0	160.0	12.5	M6

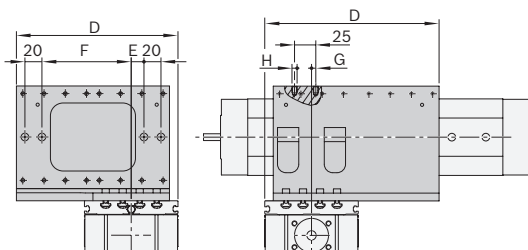
All Angled Brackets



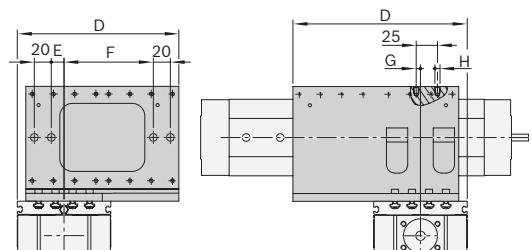
Standard Angle Bracket



Left Hand Angle Bracket



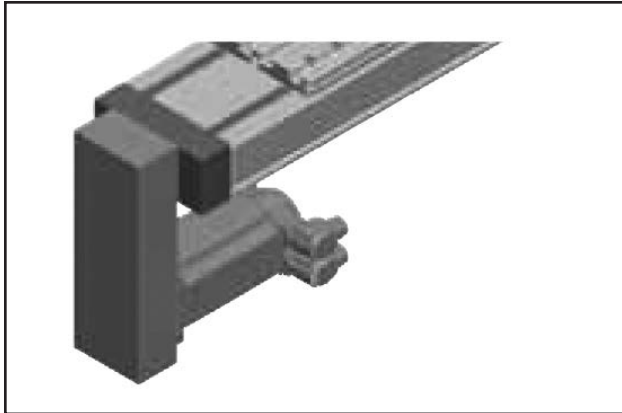
Right Hand Angle Bracket



See Page 47 for part numbers and ordering information

GoTo Focused Delivery Program: EasyHandling

Compact Module Motor Assembly



Add a motor to your GoTo module. GoTo module options have been expanded to now include select catalog motor options. This option provides delivery and full factory assembly of the motor and motor attachment to the module. Motor options available and mounting orientation information shown.



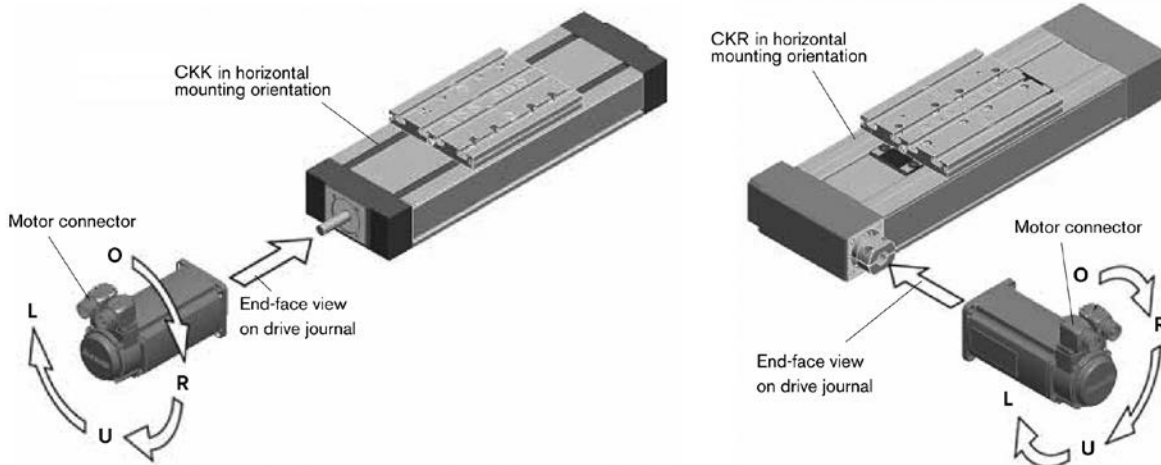
EasyHandling compatible options

For complete engineering and design information:
GoTo www.boschrexroth-us.com/GoToCompactModules

Rexroth Catalog Motors

Module Option Code	Motor	Part Number	Description
84	MSK 030C	R911308683	MSK030C-0900-NN-M1-UG0-NNNN
85		R911308684	MSK030C-0900-NN-M1-UG1-NNNN
86	MSK040C	R911306060	MSK040C-0600-NN-M1-UG0-NNNN
87		R911306061	MSK040C-0600-NN-M1-US10NNNN
108	MSM 031C	R911325139	MSM031C-0300-NN-M0-CH0
109		R911325140	MSM031C-0300-NN-M0-CH1
110	MSM 041B	R911325143	MSM041B-0300-NN-M0-CH0
111		R911325144	MSM041B-0300-NN-M0-CH1


Motor orientation, viewed end-on looking at the module drive input, must be specified on the order. O-Top, R-Right, U-Bottom, L-Left.



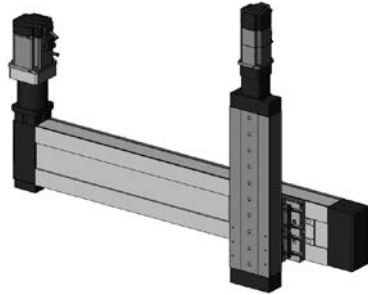
See Page 47 for part numbers and ordering information

GoTo Focused Delivery Program: EasyHandling


Easy Handling Assemblies

	<p>Combine any individual options for GoTo modules to create a custom two axis system. The available combinations include direct and angle bracket connections between a base axis CKx 20-145 to a secondary axis CKx 15-110. Standardized assembly drawings available as a guide for easy specification.</p> <p>For complete engineering and design information: GoTo www.boschrexroth-us.com/GoToEasyHandling</p>
---	---



2 Axis Direct Connection

	<ul style="list-style-type: none"> • CKR 20-145 to CKK 15-110 • CKK 20-145 to CKK 15-110 <p>Available as either carriage or frame traveling on the secondary axis. The "03" Guideway is required on the secondary axis for carriage traveling scenarios.</p>
--	--



2 Axis with Angle Bracket

	<ul style="list-style-type: none"> • CKK 20-145 to CKK 15-110 • CKR 20-145 to CKR 15-110 <p>Available as carriage traveling only on the secondary axis. The "03" Guideway is required for this assembly type</p>
---	--



GoTo Focused Delivery Program: Part Numbers

Page Number	Description	Part Number	Maximum Quantity	Shipment (Business Days)
	<p>Ball Screws</p> <p>GoTo www.boschrexroth-us.com/GoToBallScrews</p>  <p>(Standard catalog machining configurations only)</p>			
7	Machined Ball Screw Assembly, size 12x10,T5 Accuracy	R153049990	3	10
7	Machined Ball Screw Assembly, size 12x5,T5 Accuracy	R153046990	3	10
7	Machined Ball Screw Assembly, size 16x10,T5 Accuracy	R151004990	3	10
7	Machined Ball Screw Assembly, size 16x16,T5 Accuracy	R151006990	3	10
7	Machined Ball Screw Assembly, size 16x5,T5 Accuracy	R151001990	3	10
7	Machined Ball Screw Assembly, size 20x20,T5 Accuracy	R151017990	3	10
7	Machined Ball Screw Assembly, size 20x5,T5 Accuracy	R151011990	3	10
7	Machined Ball Screw Assembly, size 25x10,T5 Accuracy	R151024990	3	10
7	Machined Ball Screw Assembly, size 25x25,T5 Accuracy	R151028990	3	10
7	Machined Ball Screw Assembly, size 25x5,T5 Accuracy	R151021990	3	10
7	Machined Ball Screw Assembly, size 32x10,T5 Accuracy	R151034990	3	10
7	Machined Ball Screw Assembly, size 32x20,T5 Accuracy	R151037990	3	10
7	Machined Ball Screw Assembly, size 32x32,T5 Accuracy	R151039990	3	10
7	Machined Ball Screw Assembly, size 32x5,T5 Accuracy	R151031990	3	10
7	Machined Ball Screw Assembly, size 40x10,T5 Accuracy	R151044990	3	10
7	Machined Ball Screw Assembly, size 40x20,T5 Accuracy	R151047990	3	10
7	Machined Ball Screw Assembly, size 40x40 ,T5 Accuracy	R151049990	3	10
7	Machined Ball Screw Assembly, size 40x5,T5 Accuracy	R151041990	3	10
	<p>Ball Nuts</p> <p>GoTo www.boschrexroth-us.com/GoToBallNuts</p> 			
8	FEMEB Ball nut 12x10	R153249006	3	1
8	FEMEB Ball nut 12x5	R153246006	3	1
8	FEMEC Ball nut 16x10	R150204085	3	1
8	FEMEC Ball nut 16x16	R150206065	3	1
8	FEMEC Ball nut 16x5	R150201065	3	1
8	FEMEC Ball nut 20x20	R150217065	3	1
8	FEMEC Ball nut 20x5	R150211085	3	1
8	FEMEC Ball nut 25x10	R150224085	3	1
8	FEMEC Ball nut 25x25	R150228065	3	1
8	FEMEC Ball nut 25x5	R150221085	3	1
8	FEMEC Ball nut 32x10	R150234086	3	1
8	FEMEC Ball nut 32x20	R150237065	3	1
8	FEMEC Ball nut 32x32	R150239065	3	1
8	FEMEC Ball nut 32x5	R150231085	3	1
8	FEMEC Ball nut 40x10	R150244085	3	1



GoTo Focused Delivery Program: Part Numbers

Page Number	Description	Part Number	Maximum Quantity	Shipment (Business Days)
	 <p>Ball Nuts (continued) <i>GoTo www.boschrexroth-us.com/GoToBallNuts</i></p>			
8	FEMEC Ball nut 40x20	R150247085	3	1
8	FEMEC Ball nut 40x40	R150249065	3	1
8	FEMEC Ball nut 40x5	R150241086	3	1
8	FEMES Ball nut 12x10	R153249013	3	1
8	FEMES Ball nut 12x5	R153246023	3	1
8	FEMES Ball nut 16x10	R151204013	3	1
8	FEMES Ball nut 16x16	R151206013	3	1
8	FEMES Ball nut 16x5	R151201023	3	1
8	FEMES Ball nut 20x20	R151217013	3	1
8	FEMES Ball nut 20x5	R151211013	3	1
8	FEMES Ball nut 25x10	R151224013	3	1
8	FEMES Ball nut 25x25	R151228013	3	1
8	FEMES Ball nut 25x5	R151221013	3	1
8	FEMES Ball nut 32x10	R151234013	3	1
8	FEMES Ball nut 32x20	R151237013	3	1
8	FEMES Ball nut 32x32	R151239013	3	1
8	FEMES Ball nut 32x5	R151231013	3	1
8	FEMES Ball nut 40x10	R151244013	3	1
8	FEMES Ball nut 40x20	R151247013	3	1
8	FEMES Ball nut 40x40	R151249013	3	1
8	FEMES Ball nut 40x5	R151241013	3	1
	 <p>End Bearings / Pillow Blocks <i>GoTo www.boschrexroth-us.com/GoToPillowBlocks</i></p>			
9	Bearing LAD 12x5/10	R159060600	3	1
9	Bearing LAD 16x5/10/16	R159061000	3	1
9	Bearing LAD 20x5/20 (12mm ID)	R159061200	3	1
9	Bearing LAD 20x5/20 (15mm ID)	R159061500	3	1
9	Bearing LAD 25x5/10/25	R159061700	3	1
9	Bearing LAD 32x5/10/20/32 (20mm ID)	R159062000	3	1
9	Bearing LAD 32x5/10/20/32 (25mm ID)	R159062500	3	1
9	Bearing LAD 40x5/10/20/40	R159063000	3	1
9	Bearing LAF 20x5/20	R159001200	3	1
9	Bearing LAF 25x5/10/25	R159001730	3	1
9	Bearing LAF 32x5/10/20/32	R159002030	3	1
9	Bearing LAF 40x10/20/40	R159032530	3	1
9	Bearing LAF 40x5	R159003030	3	1



GoTo Focused Delivery Program: Part Numbers

Page Number	Description	Part Number	Maximum Quantity	Shipment (Business Days)
	<p>End Bearings / Pillow Blocks (continued) <i>GoTo www.boschrexroth-us.com/GoToPillowBlocks</i></p> 			
9	Bearing LAN 12x5/10	R159010600	3	1
9	Bearing LAN 16x5/10/16	R159011000	3	1
9	Bearing LAN 20x5/20	R159011200	3	1
9	Bearing LAN 25x5/10/25	R159011730	3	1
9	Bearing LAN 32x5/10/20/32	R159012030	3	1
9	Bearing LAN 40x10/20/40	R159022530	3	1
9	Bearing LAN 40x5	R159013030	3	1
9	Pillow Block SEB-F 12x5/10	R159110620	3	1
9	Pillow Block SEB-F 16x5/10/16	R159111020	3	1
9	Pillow Block SEB-F 20x5/20	R159111220	3	1
9	Pillow Block SEB-F 25x5/10/25	R159111730	3	1
9	Pillow Block SEB-F 32x5/10/20/32	R159112030	3	1
9	Pillow Block SEB-F 40x10/20/40	R159122530	3	1
9	Pillow Block SEB-F 40x5	R159113030	3	1
9	Pillow Block SEB-L 12x5/10	R159160620	3	1
9	Pillow Block SEB-L 16x5/10/16	R159161020	3	1
9	Pillow Block SEB-L 20x5/20	R159161220	3	1
9	Pillow Block SEB-L 25x5/10/25	R159161720	3	1
9	Pillow Block SEB-L 32x5/10/20/32	R159162020	3	1
9	Pillow Block SEB-L 40x10/20/40	R159163010	3	1
9	Pillow Block SEB-L 40x5	R159163020	3	1
9	Pillow Block SEC-F 20x5/20	R159401200	3	1
9	Pillow Block SEC-F 32x5/10/20/32	R159402000	3	1
9	Pillow Block SEC-F 40x5/10/20/40	R159403000	3	1
9	Pillow Block SEC-L 20x5/20	R159461500	3	1
9	Pillow Block SEC-L 32x5/10/20/32	R159462000	3	1
9	Pillow Block SEC-L 40x5/10/20/40	R159463000	3	1
	<p>Ball Transfers <i>GoTo www.boschrexroth-us.com/GoToBallTransfers</i></p> 			
10	<i>new</i> Ball Transfer Units with Sheet Steel Housing 12mm	R053011210	50	1
10	<i>new</i> Ball Transfer Units with Sheet Steel Housing 15mm	R053011510	50	1
10	<i>new</i> Ball Transfer Units with Sheet Steel Housing 22mm	R053012210	50	1
10	<i>new</i> Ball Transfer Units with Sheet Steel Housing 30mm	R053013010	25	1
10	<i>new</i> Ball Transfer Units with Sheet Steel Housing 45mm	R053014510	25	1
10	<i>new</i> Ball Transfer Units with Sheet Steel Housing 8mm	R053010810	50	1




GoTo Focused Delivery Program: Part Numbers

Page Number	Description	Part Number	Maximum Quantity	Shipment (Business Days)
	<p>Linear Bushings</p>  <p><i>GoTo www.boschrexroth-us.com/GoToBushings</i></p>			
11	Standard, closed 8mm	R060230810	20	1
11	Standard, closed 12mm	R060201210	20	1
11	Standard, closed 16mm	R060201610	20	1
11	Standard, closed 20mm	R060202010	20	1
11	Standard, closed 25mm	R060202510	20	1
11	Standard, closed 30mm	R060203010	20	1
11	Standard, closed 40mm	R060204010	20	1
11	Standard, closed 50mm	R060205010	20	1
11	Super, closed 12mm	R067021240	20	1
11	Super, closed 16mm	R067021640	20	1
11	Super, closed 20mm	R067022040	20	1
11	Super, closed 25mm	R067022540	20	1
11	Super, closed 30mm	R067023040	20	1
11	Super, closed 40mm	R067024040	20	1
11	Super, closed 50mm	R067025040	20	1
11	Compact 12mm	R065821240	20	1
11	Compact 16mm	R065821640	20	1
11	Compact 20mm	R065822040	20	1
11	Compact 25mm	R065822540	20	1
11	Compact 30mm	R065823040	20	1
11	Compact 40mm	R065824040	20	1
11	Compact 50mm	R065825040	20	1
	<p>Linear Sets Inch</p>  <p><i>GoTo www.boschrexroth-us.com/GoToBushings</i></p>			
11	Linear sets, aluminum open 1 inch	R175771600	5	1
11	Linear sets, aluminum open 1/2 inch	R175770800	5	1
11	Linear sets, aluminum open 1-1/2 inch	R175772400	5	1
11	Linear sets, aluminum open 1-1/4 inch	R175772000	5	1
11	Linear sets, aluminum open 3/4 inch	R175771200	5	1
11	Linear sets, aluminum open 5/8 inch	R175771000	5	1



GoTo Focused Delivery Program: Part Numbers

Page Number	Description	Part Number	Maximum Quantity	Shipment (Business Days)
	<p>Linear Bushings Inch</p>  <p><i>GoTo www.boschrexroth-us.com/GoToBushings</i></p>			
11	Standard, closed 1 inch	R075021600	20	1
11	Standard, closed 1/2 inch	R075020800	20	1
11	Standard, closed 1-1/2 inch	R075022400	20	1
11	Standard, closed 1-1/4 inch	R075022000	20	1
11	Standard, closed 2 inch	R075023200	20	1
11	Standard, closed 3/4 inc	R075021200	20	1
11	Standard, closed 3/8 inch	R075020600	20	1
11	Standard, closed 5/8 inch	R075021000	20	1
11	Super, closed 1 inch	R075521600	20	1
11	Super, closed 1/2 inch	R075520800	20	1
11	Super, closed 1-1/2 inch	R075522400	20	1
11	Super, closed 1-1/4 inch	R075522000	20	1
11	Super, closed 2 inch	R075523200	20	1
11	Super, closed 3/4 inch	R075521200	20	1
11	Super, closed 3/8 inch	R075520600	20	1
11	Super, closed 5/8 inch	R075521000	20	1
	<p>Shafts Cut-to-Length Shafting (Cut to length only)</p>  <p><i>GoTo www.boschrexroth-us.com/GoToShafts</i></p>			
12	Shaft 1 inch	R170001608	10	1
12	Shaft 1/2 inch	R170000808	10	1
12	Shaft 1-1/2 inch	R170002408	10	1
12	Shaft 1-1/4 inch	R170002008	10	1
12	Shaft 2 inch	R170003208	10	1
12	Shaft 3/4 inch	R170001208	10	1
12	Shaft 3/8 inch	R170000608	10	1
12	Shaft 5/8 inch	R170001008	10	1
12	Shaft metric 12mm	R100001200	10	1
12	Shaft metric 16mm	R100001600	10	1
12	Shaft metric 20mm	R100002000	10	1
12	Shaft metric 25mm	R100002500	10	1
12	Shaft metric 30mm	R100003000	10	1
12	Shaft metric 40mm	R100004000	10	1
12	Shaft metric 50mm	R100005000	10	1
12	Shaft metric 8mm	R100000800	10	1





GoTo Focused Delivery Program: Part Numbers

Page Number	Description	Part Number	Maximum Quantity	Shipment (Business Days)
	<p>Ball Rails – Rail Systems</p>  <p><i>GoTo www.boschrexroth-us.com/GoToBallrails</i></p>			
13	Ball Rail 15mm	R160510431	20	1
13	Ball Rail 15mm, with Rail Seal and Clip Retainers	R160513431	20	1
13	Ball Rail 20mm	R160580431	20	1
13	Ball Rail 20mm, with Rail Seal and Clip Retainers	R160583431	20	1
13	Ball Rail 25mm	R160520431	20	1
13	Ball Rail 25mm, with Rail Seal and Clip Retainers	R160523431	20	1
13	Ball Rail 30mm	R160570431	20	1
13	Ball Rail 30mm, with Rail Seal and Clip Retainers	R160573431	20	1
13	Ball Rail 35mm	R160530431	20	1
13	Ball Rail 35mm, with Rail Seal and Clip Retainers	R160533431	20	1
13	Ball Rail 45mm	R160540431	20	1
13	Ball Rail 45mm, with Rail Seal and Clip Retainers	R160543431	20	1
	<p>Wide Ball Rails</p>  <p><i>GoTo www.boschrexroth-us.com/GoToBallrails</i></p>			
14	Wide Rail 25/70mm	R167520431	10	1
14	Wide Rail 35/90mm	R167530431	10	1
	<p>Ball Rails – Short Runner Blocks</p>  <p><i>GoTo www.boschrexroth-us.com/GoToBallrails</i></p>			
15	Short Flanged Runner block 15, clearance	R166519420	20	1
15	Short Flanged Runner block 15, preload	R166511420	20	1
15	Short Flanged Runner block 20, clearance	R166589420	20	1
15	Short Flanged Runner block 20, preload	R166581420	20	1
15	Short Flanged Runner block 25, clearance	R166529420	20	1
15	Short Flanged Runner block 25, preload	R166521420	20	1
15	Short Flanged Runner block 30, clearance	R166579420	20	1
15	Short Flanged Runner block 30, preload	R166571420	20	1
15	Short Flanged Runner block 35, clearance	R166539420	20	1
15	Short Flanged Runner block 35, preload	R166531420	20	1
15	Short Slimline Runner block 15, clearance	R166619420	20	1
15	Short Slimline Runner block 15, preload	R166611420	20	1
15	Short Slimline Runner block 20, clearance	R166689420	20	1
15	Short Slimline Runner block 20, preload	R166681420	20	1
15	Short Slimline Runner block 25, clearance	R166629420	20	1
15	Short Slimline Runner block 25, preload	R166621420	20	1
15	Short Slimline Runner block 30, clearance	R166679420	20	1
15	Short Slimline Runner block 30, preload	R166671420	20	1
15	Short Slimline Runner block 35, clearance	R166639420	20	1
15	Short Slimline Runner block 35, preload	R166631420	20	1




GoTo Focused Delivery Program: Part Numbers

Page Number	Description	Part Number	Maximum Quantity	Shipment (Business Days)
	<p>Ball Rails – Standard Runner Blocks</p>  <p><i>GoTo www.boschrexroth-us.com/GoToBallrails</i></p>			
16	Standard Flanged Runner block 15, clearance	R165119420	40	1
16	Standard Flanged Runner block 15, preload	R165111420	40	1
16	Standard Flanged Runner block 20, clearance	R165189420	40	1
16	Standard Flanged Runner block 20, preload	R165181420	40	1
16	Standard Flanged Runner block 25, clearance	R165129420	40	1
16	Standard Flanged Runner block 25, preload	R165121420	40	1
16	Standard Flanged Runner block 30, clearance	R165179420	40	1
16	Standard Flanged Runner block 30, preload	R165171420	40	1
16	Standard Flanged Runner block 35, clearance	R165139420	40	1
16	Standard Flanged Runner block 35, preload	R165131420	40	1
16	Standard Flanged Runner block 45 preload	R165141420	40	1
16	Standard Flanged Runner block 45, clearance	R165149420	40	1
16	Standard Slimline Runner block 15, clearance	R162219420	40	1
16	Standard Slimline Runner block 15, preload	R162211420	40	1
16	Standard Slimline Runner block 20, clearance	R162289420	40	1
16	Standard Slimline Runner block 20, preload	R162281420	40	1
16	Standard Slimline Runner block 25, clearance	R162229420	40	1
16	Standard Slimline Runner block 25, preload	R162221420	40	1
16	Standard Slimline Runner block 30, clearance	R162279420	40	1
16	Standard Slimline Runner block 30, preload	R162271420	40	1
16	Standard Slimline Runner block 35, clearance	R162239420	40	1
16	Standard Slimline Runner block 35, preload	R162231420	40	1
16	Standard Slimline Runner block 45, clearance	R162249420	40	1
16	Standard Slimline Runner block 45, preload	R162241420	40	1
	<p>Ball Rails – Long Runner Blocks</p>  <p><i>GoTo www.boschrexroth-us.com/GoToBallrails</i></p>			
17	Long Flanged Runner block 15, clearance	R165319420	20	1
17	Long Flanged Runner block 15, preload	R165311420	20	1
17	Long Flanged Runner block 20, clearance	R165389420	20	1
17	Long Flanged Runner block 20, preload	R165381420	20	1
17	Long Flanged Runner block 25, clearance	R165329420	20	1
17	Long Flanged Runner block 25, preload	R165321420	20	1
17	Long Flanged Runner block 30, clearance	R165379420	20	1
17	Long Flanged Runner block 30, preload	R165371420	20	1
17	Long Flanged Runner block 35, clearance	R165339420	20	1
17	Long Flanged Runner block 35, preload	R165331420	20	1
17	Long Flanged Runner block 45 preload	R165341420	20	1
17	Long Flanged Runner block 45, clearance	R165349420	20	1



GoTo Focused Delivery Program: Part Numbers

Page Number	Description	Part Number	Maximum Quantity	Shipment (Business Days)
	<p>Ball Rails – Long Runner Blocks (continued)</p>  <p><i>GoTo www.boschrexroth-us.com/GoToBallrails</i></p>			
17	Long Slimline Runner block 15, clearance	R162319420	20	1
17	Long Slimline Runner block 15, preload	R162311420	20	1
17	Long Slimline Runner block 20, clearance	R162389420	20	1
17	Long Slimline Runner block 20, preload	R162381420	20	1
17	Long Slimline Runner block 25, clearance	R162329420	20	1
17	Long Slimline Runner block 25, preload	R162321420	20	1
17	Long Slimline Runner block 30, clearance	R162379420	20	1
17	Long Slimline Runner block 30, preload	R162371420	20	1
17	Long Slimline Runner block 35, clearance	R162339420	20	1
17	Long Slimline Runner block 35, preload	R162331420	20	1
17	Long Slimline Runner block 45, clearance	R162349420	20	1
17	Long Slimline Runner block 45, preload	R162341420	20	1
	<p>Ball Rails – Wide Runner Blocks</p>  <p><i>GoTo www.boschrexroth-us.com/GoToBallrails</i></p>			
18	Wide Runner block 25/70, clearance	R167129420	20	1
18	Wide Runner block 25/70, preload	R167121420	20	1
18	Wide Runner block 35/90, clearance	R167139410	20	1
18	Wide Runner block 35/90, preload	R167131410	20	1
	<p>Roller Rails – Rail System</p>  <p><i>GoTo www.boschrexroth-us.com/GoToRollerrails</i></p>			
19	Roller Rail 35 mm	R180535231	10	1
19	Roller Rail 35 mm, with Rail Seal and Clip Retainers	R180533261	10	1
19	Roller Rail 45 mm	R180545231	10	1
19	Roller Rail 45 mm, with Rail Seal and Clip Retainers	R180543261	10	1
19	Roller Rail 55 mm	R180555231	10	1
19	Roller Rail 55 mm, with Rail Seal and Clip Retainers	R180553261	10	1
	<p>Roller Rails – Standard Runner Blocks</p>  <p><i>GoTo www.boschrexroth-us.com/GoToRollerrails</i></p>			
20	<i>new</i> Slimline Standard Height Runner Block 35	R182132210	20	1
20	<i>new</i> Slimline Standard Height Runner Block 45	R182142210	20	1
20	<i>new</i> Slimline Standard Height Runner Block 55	R182152210	20	1
20	Standard Flanged Runner Block 35	R185132210	20	1
20	Standard Flanged Runner Block 45	R185142210	20	1
20	Standard Flanged Runner Block 55	R185152210	20	1


GoTo Focused Delivery Program: Part Numbers

Page Number	Description	Part Number	Maximum Quantity	Shipment (Business Days)
	<p>Roller Rails – Long Runner Blocks</p>  <p><i>GoTo www.boschrexroth-us.com/GoToRollerrails</i></p>			
21	Long Flanged Runner Block 35	R185332210	20	1
21	Long Flanged Runner Block 45	R185342210	20	1
21	Long Flanged Runner Block 55	R185352210	20	1
21	<i>new</i> Slimline Long Height Runner Block 35	R182432210	20	1
21	<i>new</i> Slimline Long Height Runner Block 45	R182442210	20	1
21	<i>new</i> Slimline Long Height Runner Block 55	R182452210	20	1
	<p>Miniature Ball Rail Products</p>  <p><i>GoTo www.boschrexroth-us.com/GoToMinis</i></p>			
22	Mini Rail 12mm	R044520331	10	1
22	Mini Rail 15mm	R044550331	10	1
22	Mini Rail 7mm	R044570331	10	1
22	Mini Rail 9mm	R044580331	10	1
22	Mini Runner block 12, clearance	R044229301	10	1
22	Mini Runner block 12, preload	R044221301	10	1
22	Mini Runner block 15, clearance	R044259301	10	1
22	Mini Runner block 15, preload	R044251301	10	1
22	Mini Runner block 7, clearance	R044279301	10	1
22	Mini Runner block 7, preload	R044271301	10	1
22	Mini Runner block 9, clearance	R044289301	10	1
22	Mini Runner block 9, preload	R044281301	10	1
	<p>Electromechanical Cylinders EMC Cylinders</p>  <p><i>GoTo www.boschrexroth-us.com/GoToEMC</i></p>			
23	EMC 100, max travel = 200mm, 40x5, T7, reduced backlash	R156061200	3	5
23	EMC 100, max travel = 320mm, 40x5, T7, reduced backlash	R021U60007	3	5
23	EMC 100, max travel = 400mm, 40x5, T7, reduced backlash	R021U60008	3	5
23	EMC 32, max travel = 100mm, 12x5, T7, reduced backlash	R156011100	3	5
23	EMC 40, max travel = 100mm, 16x5, T7, reduced backlash	R156021100	3	5
23	EMC 40, max travel = 200mm, 16x5, T7, reduced backlash	R156021200	3	5
23	EMC 50, max travel = 100mm, 20x5, T7, reduced backlash	R156031100	3	5
23	EMC 50, max travel = 200mm, 20x5, T7, reduced backlash	R156031200	3	5
23	<i>new</i> EMC 63, max travel = 100mm, 25x5, T7, reduced backlash	R156041100	3	5
23	<i>new</i> EMC 63, max travel = 200mm, 25x5, T7, reduced backlash	R156041200	3	5
23	EMC 80, max travel = 100mm, 32x5, T7, reduced backlash	R156051100	3	5
23	EMC 80, max travel = 320mm, 32x5, T7, reduced backlash	R021U50003	3	5

GoTo Focused Delivery Program: Part Numbers

Page Number	Description	Part Number	Maximum Quantity	Shipment (Business Days)
	 <p>Electromechanical Cylinders EMC Motor Attachments (Motor mounts and side drives provided unassembled) <i>GoTo www.boschrexroth-us.com/GoToEMC</i></p>			
	Belt Side Drives, i = 1			
24	EMC 100 to MSK060	R039035624	3	5
24	EMC 100 to MSK076	R039035626	3	5
24	EMC 32 to MSK030	R039033026	3	5
24	EMC 40 to MSK030	R039033029	3	5
24	EMC 40 to MSK040	R039034038	3	5
24	EMC 40 to MSM031C	R039033027	3	5
24	EMC 50 to MSK040	R039034044	3	5
24	EMC 50 to MSM031C	R039034040	3	5
24	EMC 50 to MSM041	R039034042	3	5
24	<i>new</i> EMC 63 to MSK040	R039035138	3	5
24	<i>new</i> EMC 63 to MSM041	R039035136	3	5
24	EMC 80 to MSK060	R039035528	3	5
24	EMC 80 to MSK076	R039035530	3	5
	In-line Motor Mounts			
24	EMC 100 to MSK060 In-line	R039905014	3	5
24	EMC 100 to MSK076 In-line	R039906011	3	5
24	EMC 32 to MSK030 In-line	R039901049	3	5
24	EMC 40 to MSK030 In-line	R039901053	3	5
24	EMC 50 to MSK030 In-line	R039901056	3	5
24	EMC 50 to MSK040 In-line	R039902046	3	5
24	EMC 50 to MSM031C In-line	R039901055	3	5
24	<i>new</i> EMC 63 to MSK040 In-line	R039902049	3	5
24	<i>new</i> EMC 63 to MSM041 In-line	R039902048	3	5
24	EMC 80 to MSK040 In-line	R039902051	3	5
24	EMC 80 to MSK060 In-line	R039905013	3	5
24	EMC 80 to MSK076 In-line	R039906010	3	5
	 <p>Electromechanical Cylinders for EMC Mounting Elements <i>GoTo www.boschrexroth-us.com/GoToEMC</i></p>			
	Group 2, Thrust Rod End			
25	Female clevis, option 02, for EMC 100	R021U90023	3	5
25	Female clevis, option 02, for EMC 32	R021U90020	3	5
25	Female clevis, option 02, for EMC 40	R021U90021	3	5
25	Female clevis, option 02, for EMC 50	R021U90022	3	5
25	<i>new</i> Female clevis, option 02, for EMC 63	R021U90022	3	5
25	Female clevis, option 02, for EMC 80	R021U90023	3	5

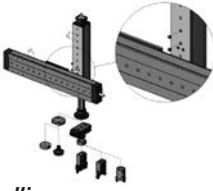


GoTo Focused Delivery Program: Part Numbers

Page Number	Description	Part Number	Maximum Quantity	Shipment (Business Days)
	<p>Electromechanical Cylinders for EMC Mounting Elements (continued)</p>  <p><i>GoTo www.boschrexroth-us.com/GoToEMC</i></p>			
25	Female spherical rod end bearing, option 01, for EMC 100	R021U90006	3	5
25	Female spherical rod end bearing, option 01, for EMC 32	R021U90018	3	5
25	Female spherical rod end bearing, option 01, for EMC 40	R021U90001	3	5
25	Female spherical rod end bearing, option 01, for EMC 50	R021U90019	3	5
25	new Female spherical rod end bearing, option 01, for EMC 63	R021U90019	3	5
25	Female spherical rod end bearing, option 01, for EMC 80	R021U90006	3	5
25	Flexible coupling, option 04, for EMC 100	R021U90008	3	5
25	Flexible coupling, option 04, for EMC 32	R021U90009	3	5
25	Flexible coupling, option 04, for EMC 40	R021U90003	3	5
25	Flexible coupling, option 04, for EMC 50	R021U90027	3	5
25	new Flexible coupling, option 04, for EMC 63	R021U90027	3	5
25	Flexible coupling, option 04, for EMC 80	R021U90008	3	5
	Group 3, End Cap on Rod End			
25	Flange mount, option 04, for EMC 100	R15616A002	3	5
25	Flange mount, option 04, for EMC 32	R021U90035	3	5
25	Flange mount, option 04, for EMC 40	R021U90007	3	5
25	Flange mount, option 04, for EMC 50	R021U90036	3	5
25	new Flange mount, option 04, for EMC 63	R021U90037	3	5
25	Flange mount, option 04, for EMC 80	R15615A002	3	5
25	Foot mount, option 06, for EMC 100	R15616B101	3	5
25	Foot mount, option 06, for EMC 32	R15611B101	3	5
25	Foot mount, option 06, for EMC 40	R15612B101	3	5
25	Foot mount, option 06, for EMC 50	R15613B101	3	5
25	new Foot mount, option 06, for EMC 63	R15614B101	3	5
25	Foot mount, option 06, for EMC 80	R15615B101	3	5
	Group 5, End Cap on Drive End			
25	Foot mount for version RV, option 06, for EMC 100	R15616B101	3	5
25	Foot mount for version RV, option 06, for EMC 32	R15611B101	3	5
25	Foot mount for version RV, option 06, for EMC 40	R15612B101	3	5
25	Foot mount for version RV, option 06, for EMC 50	R15613B101	3	5
25	new Foot mount for version RV, option 06, for EMC 63	R15614B101	3	5
25	Foot mount for version RV, option 06, for EMC 80	R15615B101	3	5
25	Foot mount with centering ring for version MF, option 09, for EMC 100	R15616B102	3	5
25	Foot mount with centering ring for version MF, option 09, for EMC 32	R15611B102	3	5
25	Foot mount with centering ring for version MF, option 09, for EMC 40	R15612B102	3	5
25	Foot mount with centering ring for version MF, option 09, for EMC 50	R15613B102	3	5
25	Foot mount with centering ring for version MF, option 09, for EMC 63	R15614B102	3	5
25	new Foot mount with centering ring for version MF, option 09, for EMC 80	R15615B102	3	5

GoTo Focused Delivery Program: Part Numbers

Page Number	Description	Part Number	Maximum Quantity	Shipment (Business Days)
	 <p>Precision Modules PSK Ball Screw Drive <i>GoTo www.boschrexroth-us.com/GoToPSK</i></p>			
26	PSK60 option with cover	R146530000	3	10
26	PSK60 option with sealing strip	R146530000	3	10
26	PSK60 standard without cover	R146530000	3	10
	<p>Precision Modules PSK Mounting Accessories <i>GoTo www.boschrexroth-us.com/GoToPSK</i></p>			
27	Clamping piece – PSK 60 (8 pieces per module)	R141901001	24	10
	 <p>Compact Modules CKK Ball Screw Drives <i>GoTo www.boschrexroth-us.com/GoToCompactModules</i></p>			
28	CKK 15-110 (screw drive)	R036040000	4	10
28	CKK 20-145 (screw drive)	R036050000	4	10
	 <p>Compact Modules CKR Belt Drives <i>GoTo www.boschrexroth-us.com/GoToCompactModules</i></p>			
29	CKR 15-110 (belt drive)	R036440000	4	5
29	CKR 20-145 (belt drive)	R036450000	4	5
	<p>Compact Module Mounting Accessories <i>GoTo www.boschrexroth-us.com/GoToCompactModules</i></p>			
30	Clamping piece – CKX 15–110 (24 pieces per module)	R037541002	96	10
30	Clamping piece – CKX 20–145 (24 pieces per module)	R037551002	96	10
30	Clamping piece – CKX 20–145 (48 pieces per module)	R037551000	192	10

GoTo Focused Delivery Program: Part Numbers

Page Number	Description	Part Number	Maximum Quantity	Shipment (Business Days)
	 <p>EasyHandling Connection Features GoTo www.boschrexroth-us.com/GoToEasyHandling</p>			
31	<i>new</i> GoTo Module with 03 Guideway Option (Centering Ring Machining)	Varies	4	15
32	GoTo Module with Rexroth Catalog Motors	Varies	2	15
	 <p>EasyHandling Compact Module and Motor Assembly GoTo www.boschrexroth-us.com/GoToEasyHandling</p>			
32	Angle X20/Y15	R039110128	2	3
32	<i>new</i> Connecting Kit Extended X20 / Y15 (Left Hand)	R039110182	2	3
32	<i>new</i> Connecting Kit Extended X20 / Y15 (Right Hand)	R039110176	2	3
32	Connecting Kit X15/Y15	R039120046	3	3
32	Connecting Kit X20/Y15	R039120047	3	3
32	Connecting Kit X20/Y20	R039120048	3	3
	 <p>EasyHandling Two Axis Assemblies GoTo www.boschrexroth-us.com/GoToEasyHandling</p>			
33	2-axis Assembly (Angle Connection)	R021CSXXX	2	20
33	2-axis Assembly (Direct Connection)	R021CSXXX	2	20

GoTo Focused Delivery Program: Notes



GoTo Focused Delivery Program: Notes



GoTo Focused Delivery Program: Notes



GoTo Products app: New digital tools add even more speed to GoTo Focused Delivery Program

The GoTo Products apps for iPhone® and iPad® put the power of Rexroth's GoTo Focused Delivery Program at your fingertips. Find products, connect with your distributor, get GoTo updates, and more.

For engineers and OEM project managers on the go, Bosch Rexroth has a GoTo Products app in the iTunes® App Store. It's now faster and easier than ever for Rexroth customers to browse the industry's most popular collection of products for manufacturing, automation, and machinery engineering.

The GoTo app helps users find the information they need quickly and easily: User friendly search tools make it easy to find the right technology or part number from among Rexroth's thousands of Drive & Control products and jump instantly to basic product and technical information. The app lets users build product lists and e-mail them, create "favorites" lists, view helpful product videos, and connect with Bosch Rexroth in the U.S. on Facebook, Twitter, and YouTube—all from one easy interface. And the Sync-on-Demand feature ensures that you always have the latest data.

Bosch Rexroth's GoTo Focused Delivery Program streamlines everything to make it easier to get a selection of Rexroth's most popular products faster. The GoTo Products app carries the program a significant step further by putting critical GoTo information at the ready, anywhere at anytime. Look for it in the iTunes App Store by searching for "Bosch Rexroth" or "GoTo Products."



For more information on our GoTo Program and the apps for iPhone® and iPad®, visit www.boschrexroth-us.com/GoTo



Bosch Rexroth Corporation

Corporate Headquarters

14001 South Lakes Drive

Charlotte, NC 28273

Telephone: 1-800-REXROTH (739-7684)

Email: info@boschrexroth-us.com

Contact Us: www.boschrexroth-us.com/contactus